












































































2023 Swing Bridge Run 5k

Overall Results

Place	Bib	Name	Nat.	Age	Gender	AG	Time	RegistrationID
5k								
1.	4391	Huemme, Paul		27	M	M20-29	18:54.05	
2.	3321	Karp, Jason		50	M	M50-59	19:07.43	76224381
3.	71	Baisch, Greg		47	M	M40-49	20:01.38	73234803
4.	21	Durham, Stephen		53	M	M50-59	20:19.99	74951139
5.	3348	Miles, Austin		14	M	M13-19	20:55.64	75902627
6.	84	Brosnan, Dillon		25	M	M20-29	20:56.93	75558721
7.	3260	Barr, Christopher		40	M	M40-49	20:59.72	76365410
8.	56	Noble, Stephen		36	M	M30-39	21:00.75	73780116
9.	3251	Adkins, Justin		29	M	M20-29	21:18.59	72736458
10.	28	Fredrick, Preston		33	M	M30-39	21:41.46	74786429
11.	4384	Leitzel, Ben		63	M	M60-69	21:50.81	
12.	3359	Neal, Martin		33	M	M30-39	21:51.73	75563452
13.	57	Green, Kevin		53	M	M50-59	22:04.01	73778338
14.	4401	Mondragon, Jennifer		27	F	F20-29	22:11.21	
15.	3408	Snedden, Michael		65	M	M60-69	22:23.25	76237691
16.	2	Murphy, Steve		35	M	M30-39	22:32.48	75227020
17.	3268	Burgess, Gideon		10	M	M0-12	23:15.45	76197534
18.	4392	Rose, Kathrine		34	F	F30-39	23:25.66	
19.	3427	Thornberry, David		62	M	M60-69	23:30.96	75784524
20.	10	Nelson, Meredith		55	F	F 50-59	23:31.01	75193938
21.	3315	Jansing, Grace		54	F	F 50-59	23:36.68	76137405
22.	90	Salazar, Joshua Jordan		28	M	M20-29	23:51.42	75558722
23.	3438	Gray, Anna Cate		15	F	F13-19	23:59.02	75194691
24.	3285	Drafts, Pam		66	F	F60-69	24:01.88	75885940
25.	3409	Sooknanan, Kevin		10	M	M0-12	24:12.35	73140747
26.	3294	Gamble, Ralph		67	M	M60-69	24:18.80	76228529
27.	3269	Burris, Rocco		10	M	M0-12	24:26.09	75024736
28.	3330	Lawrence, Andrew		11	M	M0-12	24:33.05	74951279
29.	3350	Miles, Christopher		40	M	M40-49	24:36.17	75902625
30.	61	Palokat, Scott		54	M	M50-59	24:54.98	73679312
31.	87	Manrique, Hidelbrando		30	M	M30-39	24:58.97	75558719
32.	30	Magdaleno, Taylor		30	F	F30-39	25:11.04	74707424
33.	20	Hammerbacher, Eric		27	M	M20-29	25:14.67	74962877
34.	3444	Windham, Kelly		28	F	F20-29	25:18.07	75228873
35.	49	Reilman, Lisa		47	F	F40-49	25:21.40	73820251
36.	70	Sparacio, Jack		11	M	M0-12	25:23.37	73237390
37.	63	Sledge, Jordan		26	F	F20-29	25:26.20	73641449
38.	3454	Sigmund, Lou		41	M	M40-49	25:27.70	76418559
39.	3344	Maxwell, Robert		43	M	M40-49	25:29.18	76144695
40.	64	Rausch, Brandon		27	M	M20-29	25:32.00	73641353
41.	3287	Eadie, Erik		35	M	M30-39	25:32.95	75172951
42.	52	Sackman, Michelle		52	F	F 50-59	25:41.79	73794683
43.	3406	Small, William		41	M	M40-49	25:44.13	74965126














































2023 Swing Bridge Run 5k

Overall Results

Place	Bib	Name	Nat.	Age	Gender	AG	Time	RegistrationID
44.	8	Smith, Tyler		39	M	M30-39	25:48.56	75198545
45.	81	LOHR, JONATHAN		52	M	M50-59	25:52.69	72476483
46.	76	MoneyMaker, Sue V		27	F	F20-29	25:53.11	73063408
47.	3422	Swartzel, Jake		21	M	M20-29	25:57.77	74774303
48.	3383	Reedy, Sarah		15	F	F13-19	26:04.83	75659091
49.	3405	Sisson, Jonathan		72	M	M70+	26:11.95	76094067
50.	3324	Kastner-Smith, Micah		10	M	M0-12	26:12.73	75227090
51.	3389	Rosier, Matt		41	M	M40-49	26:16.41	75159008
52.	3425	Szwetkowski, David		73	M	M70+	26:19.57	76338707
53.	32	Jessee, Sally		68	F	F60-69	26:26.30	74565438
54.	15	Brosnan, Ariel		25	F	F20-29	26:36.05	75128066
55.	3391	Savage, Franklin		16	M	M13-19	26:40.83	75174413
56.	3404	Singletery, Leah		23	F	F20-29	26:48.91	75293497
57.	31	Chiaviello, Richard		58	M	M50-59	26:51.96	74570015
58.	3357	Moseley, Charlie		18	M	M13-19	27:02.20	75700857
59.	3343	Maxwell, ElyjahGabriel		11	M	M0-12	27:02.55	76144696
60.	3345	McCoy, Tim		54	M	M50-59	27:14.88	76153958
61.	3352	Mondavi, Robert Michael (RM)		12	M	M0-12	27:24.09	74523103
62.	3339	Longway, Jeff		64	M	M60-69	27:26.58	75234497
63.	39	Endries, John		35	M	M30-39	27:33.23	74081535
64.	3371	Paxton, Tucker		9	M	M0-12	27:38.09	75847669
65.	3258	Ball, Heather		11	F	F0-12	27:38.51	75867621
66.	3281	Darkwa, Charles		29	M	M20-29	27:51.84	76153960
67.	3	Binette, Gavin		14	M	M13-19	28:12.28	75226749
68.	4406	Watson, Erica		31	F	F30-39	28:17.74	
69.	4404	Finneron, Matthew		29	M	M20-29	28:17.74	
70.	86	Finneran, Haley		30	F	F30-39	28:17.74	75558723
71.	3282	Darkwa, Madeleine		29	F	F20-29	28:19.62	76153959
72.	65	O'Farrell, Ty		38	M	M30-39	28:30.63	73610700
73.	36	Van Frank, Ashley		39	F	F30-39	28:34.92	74321186
74.	4398	Kelly, Owen		8	M	M0-12	28:41.69	
75.	59	Statema, Jason		52	M	M50-59	28:56.67	73772102
76.	3325	Laurent Bellomy, Betty		55	F	F 50-59	28:59.60	76365277
77.	3411	Sosnowski, Myron		11	M	M0-12	29:03.45	75239505
78.	4389	Siegel, Henry		11	M	M0-12	29:14.44	
79.	3412	Sosnowski, Jamie		38	M	M30-39	29:31.55	75239504
80.	74	Wilson, Patricia		57	F	F 50-59	29:51.77	73073222
81.	5	Simmons, Chase		26	M	M20-29	29:53.53	75218441
82.	38	Schafer, Morgan		32	F	F30-39	30:10.19	74161937
83.	60	Pelletier, Victoria		29	F	F20-29	30:10.32	73762310
84.	3364	Nelson, Tonya		45	F	F40-49	30:15.54	73146708
85.	3358	Murphy, Aidan		24	M	M20-29	30:21.66	74864564
86.	4402	Dando, Chad		53	M	M50-59	30:23.16	
87.	54	Doster, Annabell		11	F	F0-12	30:31.90	73781434
88.	3351	Moening, Cassie		41	F	F40-49	30:32.76	75825997













































2023 Swing Bridge Run 5k

Overall Results

Place	Bib	Name	Nat.	Age	Gender	AG	Time	RegistrationID
89.	3290	Faircloth, Kevin		59	M	M50-59	30:34.19	76093743
90.	79	Ware, Meghan		42	F	F40-49	30:34.69	72878926
91.	4396	Altman, Wyatt		19	M	M13-19	30:37.87	
92.	3327	Lawrence, Jow		38	M	M30-39	30:41.72	76324894
93.	3441	Williams, Lloyd		42	M	M40-49	30:52.69	76308151
94.	3433	Vernoy, John		23	M	M20-29	30:57.26	75491450
95.	83	Londono, Rafael		54	M	M50-59	30:59.16	75241217
96.	82	Bingham, Kathy		49	F	F40-49	30:59.34	72393231
97.	80	Trask, Amy		55	F	F 50-59	31:05.25	72856955
98.	50	Kuhn, Fred		67	M	M60-69	31:05.36	73809572
99.	3326	Lawrence, Joette		45	F	F40-49	31:06.44	76324895
100.	3328	Lawrence, Sophia		14	F	F13-19	31:11.72	74951281
101.	3270	Burris, Marci		48	F	F40-49	31:19.95	75024735
102.	51	Bell, Valerie		41	F	F40-49	31:29.65	73797532
103.	69	Sigan, Jackie		59	F	F 50-59	31:40.24	73370455
104.	12	Vaneffen, Erika		37	F	F30-39	31:47.84	75139330
105.	6	Roberts, Megan		35	F	F30-39	31:49.08	75218346
106.	3439	Williams, Ford		7	M	M0-12	32:01.55	76308153
107.	9	Capps, Sandra		57	F	F 50-59	32:27.75	75194121
108.	3271	Burris, Miabella		7	F	F0-12	32:28.29	75024734
109.	37	Hulbert, Chris		59	M	M50-59	32:29.53	74232723
110.	4388	Cuppia, Rhodes		7	M	M0-12	32:30.73	
111.	3300	HEATHERLY, LYNN		54	F	F 50-59	32:30.82	75711999
112.	3322	Kastner-Smith, Keith		40	M	M40-49	32:32.55	75227092
113.	72	Casey, Luz		30	F	F30-39	32:38.34	73172486
114.	4393	Kinnunen, Casey		35	M	M30-39	32:42.24	
115.	4394	Kinnunen, Shane		10	M	M0-12	32:42.33	
116.	3318	Jones, Eleanor		9	F	F0-12	32:44.18	75702801
117.	3311	Howell, Emily Scott		9	F	F0-12	32:44.65	75424163
118.	3360	Nelson, Ryn		10	F	F0-12	32:54.33	73146712
119.	3329	Lawrence, Samantha		15	F	F13-19	32:55.95	74951280
120.	3319	Jones, Maria		37	F	F30-39	33:03.61	75702800
121.	3293	Gallup, Suzanne		78	F	F70+	33:05.23	73844587
122.	4387	Cuppia, Emily		35	F	F30-39	33:08.53	
123.	3267	Brown, Madison		23	F	F20-29	33:34.48	74864563
124.	11	Siira, Rebecca		27	F	F20-29	33:46.43	75182223
125.	3253	Agatep, Nathan		14	M	M13-19	33:48.30	74331948
126.	73	Wharton, Jenn		52	F	F 50-59	33:59.39	73113177
127.	4	Binette, Teddy		63	M	M60-69	34:23.51	75226748
128.	3415	Steinhauser, Rob		40	M	M40-49	34:34.36	73131066
129.	3296	Golden, Frank		79	M	M70+	34:39.61	76086597
130.	3423	Swartzel, Ryan		46	M	M40-49	34:41.51	74774302
131.	3424	Swarzel, Dana		46	F	F40-49	34:46.48	74774301
132.	3264	Blackston, Kelley		45	F	F40-49	34:46.76	75193645
133.	3263	Blackston, Ella		12	F	F0-12	34:46.95	75193646














































2023 Swing Bridge Run 5k

Overall Results

Place	Bib	Name	Nat.	Age	Gender	AG	Time	RegistrationID
134.	4403	Pizzo, Amelia		14	F	F13-19	34:49.34	
135.	3367	OFarrell, Mazie		8	F	F0-12	34:51.09	73801794
136.	25	Tuttle, Cassidy		23	F	F20-29	35:03.96	74848341
137.	3394	Savage, Azalea		8	F	F0-12	35:08.06	74919292
138.	3346	McDuff, Whitney		40	F	F40-49	35:16.43	74918115
139.	62	Lancaster, Jennifer		47	F	F40-49	35:27.94	73678051
140.	58	Walker, Dawne		49	F	F40-49	35:32.84	73773215
141.	3440	Williams, Gray		10	F	F0-12	35:35.46	76308152
142.	3369	Paxton, Micah		10	F	F0-12	35:42.35	75847671
143.	48	Sloop, Lisa		47	F	F40-49	35:45.47	73825041
144.	22	Ferguson, Melissa		48	F	F40-49	35:48.56	74936387
145.	4405	Sheehan, Heather		49	F	F40-49	35:48.75	
146.	3410	Sosnowski, Ella		7	F	F0-12	35:51.96	75239506
147.	3370	Paxton, Silas		5	M	M0-12	35:53.25	75847670
148.	4407	Paxton, Ashleigh		37	F	F30-39	35:53.39	
149.	3301	Hegler, Clayton		16	M	M13-19	36:07.99	75138837
150.	75	Archer, Hannah		28	F	F20-29	36:20.98	73069207
151.	3302	Hegler, Will		50	M	M50-59	36:21.61	75138836
152.	3407	Smith, Hayden		15	F	F13-19	36:29.63	76380605
153.	19	McKamey, Jeff		56	M	M50-59	36:36.87	74990777
154.	3443	Wilson, Deborah		34	F	F30-39	36:40.17	74703971
155.	3262	Benson, Emily		36	F	F30-39	36:42.26	75023568
156.	3353	Mondavi, Alexander		8	M	M0-12	36:43.83	74523102
157.	3355	Mondavi, Jr, Robert		52	M	M50-59	36:44.49	74523104
158.	3316	Jeffrey, Corban		16	M	M13-19	36:49.59	75075038
159.	14	Guerrero, Catheryn		37	F	F30-39	37:00.66	75130350
160.	3385	Regina, Braxton		9	M	M0-12	37:14.79	76396233
161.	33	Murrell, TRACI		52	F	F 50-59	37:18.56	74531936
162.	3384	Regina, Macala		29	F	F20-29	37:31.60	76396234
163.	3380	Jones, Kathleen		26	F	F20-29	37:56.70	74849781
164.	13	Bearden, Naomi		45	F	F40-49	38:20.23	75132146
165.	3308	Howard, William		11	M	M0-12	38:37.64	75402887
166.	3379	Pratt, Robert		31	M	M30-39	38:40.44	74849782
167.	3283	Denson, Barbara		60	F	F60-69	38:46.10	75094729
168.	41	Rohlf, Renee		30	F	F30-39	38:46.64	74081409
169.	89	Pioggia, Kalysta		41	F	F40-49	39:09.82	75549681
170.	3429	Tobin, Hawley		6	F	F0-12	39:32.01	76255600
171.	3431	Tobin, Josiah		33	M	M30-39	39:32.69	73675783
172.	3397	Scandlen, Ruby		12	F	F0-12	39:40.03	74880130
173.	3372	Paxton, Regan		11	F	F0-12	39:40.34	75847668
174.	4390	Siegel, Hayes		7	M	M0-12	40:08.83	
175.	3434	Waninger, Leah		5	F	F0-12	40:17.74	73886755
176.	3435	Waninger, Wil		35	M	M30-39	40:17.81	73886754
177.	3436	Waninger, Stephanie		34	F	F30-39	40:19.76	73886753
178.	3335	Lee, Kelly		58	F	F 50-59	40:21.06	75378708




2023 Swing Bridge Run 5k

Overall Results

Place	Bib	Name	Nat.	Age	Gender	AG	Time	RegistrationID
179.	3374	Paxton, Ashleigh		37	F	F30-39	40:23.72	75847666
180.	3362	Nelson, Reagan		17	F	F13-19	40:24.80	73146710
181.	3363	Nelson, David		49	M	M40-49	40:25.36	73146709
182.	3336	Leonard, Matthew		32	M	M30-39	40:57.30	76409956
183.	3266	Brantley, Charlotte		6	F	F0-12	40:57.35	76409957
184.	3295	Golden, Iris		78	F	F70+	41:56.06	76086598
185.	3252	Adkins, Rachel		26	F	F20-29	41:57.09	72736455
186.	3450	Zip, Warner		11	M	M0-12	42:02.69	75153452
187.	85	Davis, Jennifer		40	F	F40-49	42:26.39	75558720
188.	35	Galdamez, Alonso		35	M	M30-39	42:32.20	74457070
189.	3288	Edwards, Carolyn		78	F	F70+	42:52.03	76093744
190.	3312	Hoyle, Tricia		60	F	F60-69	42:58.43	75378709
191.	40	Endries, Taylor		32	F	F30-39	43:02.16	74081534
192.	3284	Dittman, Lisa		31	F	F30-39	43:02.60	74867767
193.	3354	Mondavi, Lydia		51	F	F 50-59	43:06.80	74523101
194.	4386	Medina, Karina		30	F	F30-39	43:34.62	
195.	3303	Heid, Ava		17	F	F13-19	43:47.46	75396710
196.	3304	Heid, Susan		52	F	F 50-59	43:54.12	75396709
197.	3356	Moore, Elijah		12	M	M0-12	43:54.30	75023569
198.	26	McKillop, Meghan		38	F	F30-39	44:00.23	74799772
199.	27	McKillop, Adam		40	M	M40-49	44:01.19	74799771
200.	18	Morris, Abby		69	F	F60-69	44:15.37	74993788
201.	3442	Wilson, Benaiah		7	M	M0-12	44:24.70	74703972
202.	3286	Dunn, Riley		7	F	F0-12	45:13.73	76380642
203.	3298	Griggs, Stephanie		34	F	F30-39	45:13.78	76380866
204.	3396	scandlen, benny		10	M	M0-12	45:26.53	74880131
205.	3395	Scandlen, Benjamin		48	M	M40-49	45:27.11	74880132
206.	3323	Kastner-Smith, Noah		12	M	M0-12	45:36.40	75227091
207.	3261	Beeland, Cecil		36	M	M30-39	45:44.34	74953174
208.	4400	Kelly, Patrick		41	M	M40-49	45:47.25	
209.	4397	Kelly, Lauren		39	F	F30-39	45:54.54	
210.	4399	Kelly, Jacquelyn		4	F	F0-12	45:54.82	
211.	23	Breland, Kyla		35	F	F30-39	47:22.59	74875071
212.	24	BRELAND, MYRNA		64	F	F60-69	47:23.53	74875070
213.	3259	Barnard, Ray		58	M	M50-59	47:55.22	76396232
214.	3361	Nelson, Reese		14	F	F13-19	49:33.79	73146711
215.	3430	Tobin, Hillary		32	F	F30-39	49:34.21	73675784
216.	3428	Tobin, Michael		3	M	M0-12	49:35.15	76255601
217.	47	Nettles, Brite		41	F	F40-49	49:42.09	73838147
218.	4385	Cook, Paisleigh		13	F	F13-19	51:51.25	
219.	53	Williams, Ashleigh		37	F	F30-39	51:53.34	73786675
220.	44	Snead, Amanda		42	F	F40-49	52:21.11	74009867
221.	3393	Savage, Brayden		15	M	M13-19	54:12.30	74919293
222.	4395	Constant, Catherine		54	F	F 50-59	54:14.62	
223.	3453	Zip, Brittany		41	F	F40-49	54:46.14	75153449

2023 Swing Bridge Run 5k

Overall Results

Place	Bib	Name	Nat.	Age	Gender	AG	Time	RegistrationID
224.	3451	Zip, Lula		9	F	F0-12	54:48.63	75153451
225.	3452	Zip, Mark		43	M	M40-49	56:34.28	75153450
226.	3449	Zip, Wilder		6	M	M0-12	56:35.34	75153453

Number of records: 226