



























































































2023 Run Forrest Run 5k

Overall Results

Place	Bib	Name	Nat.	Age	Gender	AG	Time
5k							
1.	56	Noble, Stephen		36	M	M30-39	17:33.52
2.	4376	Dunning, Stephen		18	M	M13-19	18:13.88
3.	4358	Roell, Raimund		16	M	M13-19	18:41.16
4.	1377	Tolerton, John		53	M	M50-59	18:44.03
5.	2885	Wright, Abram		12	M	M0-12	18:47.35
6.	2758	Karp, Jason		50	M	M50-59	19:18.71
7.	2844	Leszczynski, Clayton		15	M	M13-19	19:44.89
8.	71	Baisch, Greg		47	M	M40-49	19:53.96
9.	21	Durham, Stephen		53	M	M50-59	19:56.21
10.	2828	Issa, Breanna		32	F	F30-39	19:59.02
11.	2832	Norman, Scott		28	M	M20-29	20:09.08
12.	1376	Tolerton, Ashton		17	M	M13-19	20:34.81
13.	2778	Nettles, Lucas		40	M	M40-49	20:49.72
14.	4311	Navarro, Jerry		48	M	M40-49	20:53.14
15.	2860	Michael, Shea		31	M	M30-39	20:58.23
16.	2884	Wright, Boaz		11	M	M0-12	21:10.72
17.	4356	Vidinha, Randen		12	M	M0-12	21:13.70
18.	4290	Thompson, Elise		13	F	F13-19	21:17.28
19.	2855	Barr, Chris		40	M	M40-49	21:23.66
20.	2883	Wright, Genesis		8	F	F0-12	21:42.78
21.	2799	Roman, Joe		30	M	M30-39	21:49.53
22.	87	Brosnan, Dillan		25	M	M20-29	21:55.88
23.	2815	Hobart, Charles		54	M	M50-59	22:02.89
24.	2764	LEITZEL, BENJAMIN		63	M	M60-69	22:04.42
25.	1362	Byrum, Dustin		47	M	M40-49	22:13.37
26.	2826	Seighman, Zachary		14	M	M13-19	22:28.07
27.	2846	Robinson, Steven		36	M	M30-39	22:33.08
28.	2814	Hobart, Will		18	M	M13-19	23:33.13
29.	2	Murphy, Steve		35	M	M30-39	23:34.11
30.	2830	Vidinha, Rayden		12	M	M0-12	23:35.47
31.	2959	Cole, Adam		29	M	M20-29	23:38.74
32.	2978	Mac, Joe		53	M	M50-59	23:42.60
33.	1378	Stone, Fletcher		31	M	M30-39	23:49.25
34.	2955	Gawron, Bree		30	F	F30-39	23:52.06
35.	2795	Roman, Olivia		22	F	F20-29	23:52.67
36.	10	Nelson, Meredith		55	F	F 50-59	23:52.77
37.	2792	Jauregui, Carlos		48	M	M40-49	23:55.42
38.	2985	Melanson, Eric		47	M	M40-49	24:05.42
39.	2851	CHAPPELL, Jackson		18	M	M13-19	24:12.32
40.	2760	Durnan, Ryan		27	M	M20-29	24:18.08
41.	2878	Martinez, Richard		10	M	M0-12	24:19.56
42.	2875	Scates, William		39	M	M30-39	24:23.24
43.	52	Sackman, Michelle		52	F	F 50-59	24:25.96
44.	2992	Wells, Trevor		18	M	M13-19	24:27.13
45.	2765	Gruel, Blake		32	M	M30-39	24:30.85













































2023 Run Forrest Run 5k

Overall Results

Place	Bib	Name	Nat.	Age	Gender	AG	Time
46.	2850	Jansing, Grace		54	F	F 50-59	24:38.72
47.	4322	TINDAL, RICKY		61	M	M60-69	24:46.23
48.	39	Endries, John		35	M	M30-39	24:50.10
49.	61	Palokat, Scott		54	M	M50-59	24:57.08
50.	2793	Dexter, Dawn		51	F	F 50-59	25:09.83
51.	1369	Weaver, Kurt		31	M	M30-39	25:17.87
52.	49	Reilman, Lisa		46	F	F40-49	25:19.32
53.	8	Smith, Tyler		39	M	M30-39	25:21.88
54.	1375	Hahn, Ava		17	F	F13-19	25:44.61
55.	63	Sledge, Jordan		26	F	F20-29	25:46.18
56.	2867	Mahlung, Nickolei		32	M	M30-39	26:04.54
57.	2852	CHAPPELL, TED		52	M	M50-59	26:04.70
58.	81	LOHR, JONATHAN		52	M	M50-59	26:06.69
59.	1374	Koppernaes, Drummond		26	M	M20-29	26:08.59
60.	2864	Nethery, James		33	M	M30-39	26:12.62
61.	4367	Necessary, Zachary		39	M	M30-39	26:18.39
62.	4299	Rieger, Matthew		29	M	M20-29	26:21.18
63.	4341	Sirles, Therese		64	F	F60-69	26:26.33
64.	2913	Sutton, Kelly		36	F	F30-39	26:29.54
65.	88	Salazar, Joshua		17	M	M13-19	26:31.49
66.	2925	Bannon, Shaun		41	M	M40-49	26:32.45
67.	2763	Bobinchuck, Bryan		45	M	M40-49	26:34.63
68.	76	Money maker, Sue V		27	F	F20-29	26:37.63
69.	4288	Hinnant, Kyle		58	M	M50-59	26:44.87
70.	2905	Robinson, Joe		62	M	M60-69	26:46.00
71.	4345	Sweat, Jill		54	F	F 50-59	26:47.89
72.	2886	Wright, Kathryn		46	F	F40-49	26:56.52
73.	20	Hammerbacher, Eric		27	M	M20-29	27:00.15
74.	30	Magdaleno, Taylor		30	F	F30-39	27:01.77
75.	2798	Demnard, Laura		33	F	F30-39	27:08.10
76.	2789	Cork, Jenny		54	F	F 50-59	27:12.13
77.	64	Rausch, Brandon		27	M	M20-29	27:22.82
78.	84	Manrique, Kaleigh		28	F	F20-29	27:24.36
79.	85	Manrique, Hidelbrando		30	M	M30-39	27:25.16
80.	32	Jessee, Sally		68	F	F60-69	27:25.65
81.	2915	Dixon, Kennedy		17	F	F13-19	27:26.03
82.	70	Sparacio, Jack		11	M	M0-12	27:32.75
83.	89	Finneran, Haley		30	F	F30-39	27:35.83
84.	4380	Finneran, Matt		29	M	M20-29	27:35.83
85.	2819	Bustamante, Sara		44	F	F40-49	27:36.48
86.	2790	Hogan, Kevin		56	M	M50-59	27:36.95
87.	1380	Fishback, Ben		66	M	M60-69	27:39.62
88.	4310	Kamm, Elisabeth		25	F	F20-29	27:43.30
89.	2754	Karaffa, Peyton		21	M	M20-29	27:46.56
90.	2776	Rowe, David		63	M	M60-69	27:49.96
91.	15	Brosnan, Ariel		25	F	F20-29	27:53.45
92.	2880	Haelen, Nina		29	F	F20-29	28:05.15
















































2023 Run Forrest Run 5k

Overall Results

Place	Bib	Name	Nat.	Age	Gender	AG	Time
93.	2794	Poznanski, Jordan		22	M	M20-29	28:09.04
94.	4357	Horner, Richard		52	M	M50-59	28:10.89
95.	4313	Caplinger, Kimberly		55	F	F 50-59	28:11.50
96.	2807	Ortega, Sarahi		37	F	F30-39	28:27.76
97.	2907	McIntyre, Kyle		33	M	M30-39	28:46.26
98.	2908	McIntyre, Amber		35	F	F30-39	28:46.68
99.	4324	Boulden, John Paul		53	M	M50-59	28:48.13
100.	3	Binette, Gavin		14	M	M13-19	28:56.52
101.	1365	Freeman, Emmett		13	M	M13-19	28:57.01
102.	2927	King, Kristen		51	F	F 50-59	28:58.42
103.	2825	King, Dan		53	M	M50-59	29:01.94
104.	2958	Cole, Brian		57	M	M50-59	29:05.41
105.	2930	Modla, Georgia		24	F	F20-29	29:05.52
106.	31	Chiaviello, Richard		58	M	M50-59	29:06.20
107.	4368	Hadberg, Jerk		63	M	M60-69	29:09.72
108.	2869	Walters, Hannah		26	F	F20-29	29:12.81
109.	2868	Viner, Joseph		28	M	M20-29	29:12.93
110.	2827	Elam, Hunter		24	M	M20-29	29:13.72
111.	2989	Duke, Will		15	M	M13-19	29:15.69
112.	4330	Smith, Chris		61	M	M60-69	29:20.57
113.	4374	Baird, Bart		57	M	M50-59	29:21.55
114.	2761	Whitney, Jack		26	M	M20-29	29:22.47
115.	4373	Ducham, Kaitlin		32	F	F30-39	29:22.94
116.	2969	Bruce, Patten		35	M	M30-39	29:23.83
117.	4297	McClure, Frank		59	M	M50-59	29:25.07
118.	2768	Hartwich, Christian		38	M	M30-39	29:25.73
119.	2993	Little, Zachary		12	M	M0-12	29:27.06
120.	2899	Davies, John		63	M	M60-69	29:29.12
121.	2862	Wright, Andy		42	M	M40-49	29:29.29
122.	2803	Trogdon, Susan		60	F	F60-69	29:31.42
123.	79	Ware, Meghan		42	F	F40-49	29:31.77
124.	4365	Groshon, Nace		24	M	M20-29	29:39.01
125.	2865	Nethery, Kendell		32	F	F30-39	29:44.57
126.	2937	Waninger, Stephanie		34	F	F30-39	29:44.76
127.	2926	Gogol, McCall		46	F	F40-49	29:46.16
128.	2772	Barrios, Isabel		24	F	F20-29	29:49.37
129.	2752	Rodriguez, Roland		63	M	M60-69	29:49.82
130.	7	Still, Asa		31	M	M30-39	29:52.00
131.	2766	Cleveland, Tianna		26	F	F20-29	29:54.22
132.	4285	Vivian, Steven		54	M	M50-59	29:57.86
133.	36	Van Frank, Ashley		39	F	F30-39	29:59.38
134.	4336	McCullough, Cooper		17	M	M13-19	30:12.11
135.	1363	Byrum, Christine		46	F	F40-49	30:12.11
136.	2796	Roman, Dave		61	M	M60-69	30:13.58
137.	2797	Roman, Renae		58	F	F 50-59	30:13.84
138.	1382	Murray, Ryan		12	M	M0-12	30:20.17
139.	1368	Fulcher, Cody		26	M	M20-29	30:23.80
















































2023 Run Forrest Run 5k

Overall Results

Place	Bib	Name	Nat.	Age	Gender	AG	Time
140.	4338	McCullough, Will		53	M	M50-59	30:24.37
141.	2767	Hartwich, Jennie		33	F	F30-39	30:28.66
142.	2949	Flynn, Audra		40	F	F40-49	30:30.55
143.	2823	Hill, Monica		44	F	F40-49	30:36.51
144.	2970	Jirousek, Bill		73	M	M70+	30:38.79
145.	2810	Luikart, Lacey		24	F	F20-29	30:45.48
146.	2811	Goetz, Alexandra		26	F	F20-29	30:45.69
147.	2954	Eaton, Teri Lyn		46	F	F40-49	30:45.72
148.	1344	Blackwell, Austin		30	M	M30-39	30:46.94
149.	59	Statema, Jason		52	M	M50-59	30:49.16
150.	2956	Webb, Sarah		30	F	F30-39	30:52.30
151.	4372	Lee, Pen		46	M	M40-49	30:56.48
152.	80	Trask, Amy		55	F	F 50-59	30:56.83
153.	2788	Sinclair, Fiona		59	F	F 50-59	30:58.51
154.	66	Lackman, Janie		53	F	F 50-59	31:01.47
155.	2824	Barrett, Erin		31	F	F30-39	31:01.84
156.	2787	Maung-Maung, Paul		60	M	M60-69	31:02.45
157.	2762	Tracy, Megan		28	F	F20-29	31:05.24
158.	5	Simmons, Chase		26	M	M20-29	31:06.41
159.	6	Roberts, Megan		35	F	F30-39	31:08.73
160.	2874	Witt, Penny		57	F	F 50-59	31:09.98
161.	2822	Vernoy, John		23	M	M20-29	31:16.56
162.	74	Wilson, Patricia		57	F	F 50-59	31:21.18
163.	2759	Armstrong, Jimmy		29	M	M20-29	31:21.46
164.	4361	Haney, Ava		12	F	F0-12	31:21.67
165.	1340	Sweeney, Trisha		53	F	F 50-59	31:23.17
166.	9	Capps, Sandra		57	F	F 50-59	31:23.97
167.	2964	Venable, Melissa		55	F	F 50-59	31:24.95
168.	4364	McCarter, Camryn		24	F	F20-29	31:26.45
169.	2876	Fancher, Regina		41	F	F40-49	31:27.44
170.	4321	TINDAL, CORRIE		60	F	F60-69	31:28.40
171.	54	Doster, Annabell		11	F	F0-12	31:35.90
172.	2950	Black, Deborah		45	F	F40-49	31:35.92
173.	4315	Dean, Kelly		42	F	F40-49	31:40.96
174.	2821	Bustamante, David		15	M	M13-19	31:44.01
175.	69	Sigan, Jackie		59	F	F 50-59	31:46.44
176.	2894	Bemiss, Porter		14	M	M13-19	31:46.96
177.	4300	Heinemann, Alexandra		31	F	F30-39	31:57.18
178.	1371	Caster, Kinzley		12	F	F0-12	31:58.16
179.	2820	Bustamante, Leland		13	M	M13-19	31:59.38
180.	2775	Hoffman, Kate		12	F	F0-12	31:59.83
181.	1379	Barrios, Noelia		22	F	F20-29	32:02.62
182.	2786	McNeill, Maureen		72	F	F70+	32:20.33
183.	2839	Guerra-Hadley, Stephanie		55	F	F 50-59	32:22.16
184.	4371	Elaine, Waz		43	F	F40-49	32:25.96
185.	2866	Diazpilier, Elizbeth		21	F	F20-29	32:26.48
186.	82	Bingham, Kathy		49	F	F40-49	32:34.73
















































2023 Run Forrest Run 5k

Overall Results

Place	Bib	Name	Nat.	Age	Gender	AG	Time
187.	4303	Selby, Michael		60	M	M60-69	32:40.73
188.	2808	McLain, Alondra Danielle		28	F	F20-29	32:43.33
189.	4306	Gudnason, Alexis		26	F	F20-29	32:59.22
190.	51	Bell, Valerie		41	F	F40-49	33:01.75
191.	2962	Merrick, Laura		42	F	F40-49	33:01.84
192.	4287	Wright, Laura		30	F	F30-39	33:16.03
193.	4354	Perez, Alberto		71	M	M70+	33:17.17
194.	2854	Barr, Christine		42	F	F40-49	33:17.99
195.	11	Siira, Rebecca		27	F	F20-29	33:24.60
196.	2770	Gruel, Lindy		59	F	F 50-59	33:25.77
197.	2842	Young, Mary		70	F	F70+	33:33.95
198.	2879	Graner, Patty		57	F	F 50-59	33:35.15
199.	1352	Ennen, Kesa		41	F	F40-49	33:39.44
200.	2877	Clinton, Amy		46	F	F40-49	33:40.70
201.	75	Archer, Hannah		28	F	F20-29	33:42.81
202.	2924	Bannon, Lauren		39	F	F30-39	33:43.12
203.	2903	Hickman, Renee		59	F	F 50-59	33:46.07
204.	2940	Kovich, Melinda		49	F	F40-49	33:48.60
205.	2971	Jirousek, Carolyn		69	F	F60-69	33:51.48
206.	2784	Flanagan, Terrence		70	M	M70+	33:55.68
207.	1334	Snipes, Katherine		31	F	F30-39	33:57.70
208.	4344	Sweat, Mark		54	M	M50-59	33:58.59
209.	1350	Seaman, Daniel		66	M	M60-69	34:03.86
210.	37	Hulbert, Chris		59	M	M50-59	34:10.80
211.	73	Wharton, Jenn		52	F	F 50-59	34:16.14
212.	72	Casey, Luz		30	F	F30-39	34:17.10
213.	1383	Murray, Ben		39	M	M30-39	34:23.24
214.	2920	Kaufman, Victoria		22	F	F20-29	34:27.32
215.	4326	Rieger, Lisa		63	F	F60-69	34:44.85
216.	2892	Hart, Tom		62	M	M60-69	34:49.56
217.	83	Londono, Rafael		54	M	M50-59	34:49.77
218.	4319	King, Kyle		26	M	M20-29	34:53.10
219.	4320	King, Misty		27	F	F20-29	34:59.38
220.	2840	Brown, Rachel		41	F	F40-49	35:01.52
221.	2841	Halpin, Cathleen		55	F	F 50-59	35:01.80
222.	65	O'Farrell, Ty		38	M	M30-39	35:02.57
223.	4370	O'Farrell, Mazie		7	F	F0-12	35:02.97
224.	2873	Selner, Chelsea		32	F	F30-39	35:15.11
225.	28	Fredrick, Preston		33	M	M30-39	35:18.67
226.	4340	Sirles, Barry		66	M	M60-69	35:19.55
227.	2781	Golden, Frank		79	M	M70+	35:20.88
228.	2996	Wells, Asher		7	M	M0-12	35:21.58
229.	2809	Cravens, Stephanie		29	F	F20-29	35:23.27
230.	4366	Smith, Donna		48	F	F40-49	35:24.44
231.	2756	McArtor, David		53	M	M50-59	35:29.45
232.	2757	McArtor, Michelle		51	F	F 50-59	35:29.69
233.	2898	Mcgiveron, Amanda		32	F	F30-39	35:34.80













































2023 Run Forrest Run 5k

Overall Results

Place	Bib	Name	Nat.	Age	Gender	AG	Time
234.	2897	Lowe, Trey		34	M	M30-39	35:35.50
235.	1353	Thompson, Lynnette		47	F	F40-49	36:02.67
236.	2838	Lucas, Stacey		54	F	F 50-59	36:06.37
237.	2887	Fraley, Justin		43	M	M40-49	36:07.12
238.	2769	Gruel, Darrell		59	M	M50-59	36:21.42
239.	4286	Wells, Aaron		26	M	M20-29	36:23.48
240.	62	Lancaster, Jennifer		47	F	F40-49	36:27.79
241.	4289	Hinnant, Sonya		63	F	F60-69	36:29.53
242.	4379	Van Bilderbeck, Ava		11	F	F0-12	36:36.67
243.	2889	Fraley, Summer		44	F	F40-49	36:38.90
244.	48	Sloop, Lisa		47	F	F40-49	36:45.11
245.	2755	Salisbury, Alison		33	F	F30-39	36:57.21
246.	2849	Strand, Mick		66	M	M60-69	36:58.85
247.	2888	Bramlet, John		46	M	M40-49	36:58.87
248.	2785	Flanagan, Michael		74	M	M70+	36:59.06
249.	2863	Weller, Gary		45	M	M40-49	36:59.95
250.	2812	Hawkins, Gayle		21	F	F20-29	37:00.72
251.	2813	Hawkins, Gwendolyn		51	F	F 50-59	37:01.07
252.	4	Binette, Teddy		63	M	M60-69	37:05.39
253.	4377	O'Brien, James		74	M	M70+	37:07.28
254.	58	Walker, Dawne		49	F	F40-49	37:22.49
255.	2895	BEMISS, Phil		47	M	M40-49	37:27.44
256.	2986	Arnold, Robert		30	M	M30-39	37:28.80
257.	2858	Gibson, Bronwyn		12	F	F0-12	37:29.81
258.	2859	Gibson, Genevieve		49	F	F40-49	37:30.49
259.	2900	overmyer, joan		59	F	F 50-59	37:30.51
260.	2817	Sheehan, Heather		49	F	F40-49	37:31.17
261.	1359	Caldwell, Nicole		54	F	F 50-59	38:05.13
262.	1358	Burke, Dennis		59	M	M50-59	38:05.93
263.	2791	Mendez, Adriana		51	F	F 50-59	38:08.03
264.	4369	Hernandez, Arlette		26	F	F20-29	38:13.99
265.	2934	Dyson, William		41	M	M40-49	38:18.56
266.	2977	Plyler, Sarah		39	F	F30-39	38:22.59
267.	60	Pelletier, Victoria		29	F	F20-29	38:38.08
268.	38	Schafer, Morgan		32	F	F30-39	38:38.34
269.	2904	Fielder, Sarah		31	F	F30-39	38:39.58
270.	4334	Penn-Sanders, Elizabeth		36	F	F30-39	38:42.86
271.	1355	Carpini-Prescott, Heather		43	F	F40-49	38:43.29
272.	2995	Wells, Jeremiah		8	M	M0-12	38:43.47
273.	4375	Braune, Dylan		14	F	F13-19	38:54.11
274.	25	Tuttle, Cassidy		23	F	F20-29	38:54.25
275.	2777	Nettles, Grady		11	M	M0-12	39:11.18
276.	2994	Wells, Elijah		10	M	M0-12	39:12.72
277.	2946	Sisco, Lee		57	M	M50-59	39:16.68
278.	19	McKamey, Jeff		56	M	M50-59	39:18.14
279.	4292	O'Brien, Geri		74	F	F70+	39:26.11
280.	2753	Gerstenberg, Chandler		21	M	M20-29	39:29.25
















































2023 Run Forrest Run 5k

Overall Results

Place	Bib	Name	Nat.	Age	Gender	AG	Time
281.	2872	Carrillo, Meridith		39	F	F30-39	39:32.62
282.	2910	Pioggia, Kalysta		41	F	F40-49	39:34.66
283.	2818	Doll, Megan		41	F	F40-49	39:36.30
284.	4325	Shapiro, Kimberley		60	F	F60-69	39:38.13
285.	55	Bridgers, Cathy		64	F	F60-69	39:42.09
286.	4343	Wunsch, Barry		48	M	M40-49	39:43.21
287.	4342	Wunsch, Dana		46	F	F40-49	39:43.71
288.	1384	Murray, Virginia		39	F	F30-39	40:02.74
289.	2835	Rosche, Jillian		33	F	F30-39	40:06.93
290.	33	Murrell, TRACI		52	F	F 50-59	40:15.72
291.	1360	Regina, Macala		29	F	F20-29	40:16.78
292.	2800	Cleveland, Barry		66	M	M60-69	40:26.74
293.	2843	Leigh, Phil		66	M	M60-69	40:27.11
294.	1366	Freeman, Erica		45	F	F40-49	40:37.50
295.	2976	Roberts, Zachary		40	M	M40-49	40:39.68
296.	14	Guerrero, Catheryn		37	F	F30-39	40:42.44
297.	13	Bearden, Naomi		45	F	F40-49	40:43.99
298.	2780	Golden, Iris		78	F	F70+	40:55.99
299.	29	Heisel, Julie		61	F	F60-69	41:10.92
300.	4381	Caldwell, Shelby		25	F	F20-29	41:12.72
301.	53	Williams, Ashleigh		37	F	F30-39	41:24.62
302.	4304	Flanigan, Amy		47	F	F40-49	41:33.44
303.	2935	Dyson, Graham		13	M	M13-19	41:53.62
304.	2939	Huddle, Anne		51	F	F 50-59	41:56.43
305.	2938	Wright, Steve		56	M	M50-59	41:56.62
306.	1381	Murray, Leah		8	F	F0-12	42:02.11
307.	2957	Cole, Tracey		53	F	F 50-59	42:03.35
308.	2896	Bemiss, Julie		52	F	F 50-59	42:34.01
309.	2831	nevil, dana		54	F	F 50-59	42:38.13
310.	2805	Gaskell, Bonnie		62	F	F60-69	42:43.71
311.	2774	Prine, Madeline		23	F	F20-29	42:45.49
312.	3000	Smith, Brigitte		74	F	F70+	42:53.11
313.	46	Loggins-Chapman, Bethany		33	F	F30-39	42:57.63
314.	45	Chapman, Kyle		33	M	M30-39	42:57.89
315.	2861	Wright, Stephen		76	M	M70+	43:07.54
316.	4378	Wolfe, Kimberly		52	F	F 50-59	43:18.30
317.	68	Rogers, Christine		51	F	F 50-59	43:19.36
318.	2916	Dixon, Georgia		7	F	F0-12	43:33.51
319.	41	Rohlfs, Renee		30	F	F30-39	43:39.33
320.	2944	Maloy, Mudd		76	M	M70+	43:46.87
321.	2847	Strand, Sadie		13	F	F13-19	44:00.51
322.	2853	CHAPPELL, SHARON		52	F	F 50-59	44:00.59
323.	2816	Heim, Susan		58	F	F 50-59	44:01.36
324.	2848	Strand, Sarah		42	F	F40-49	44:02.72
325.	35	Galdamez, Alonso		35	M	M30-39	44:19.32
326.	1349	Shipley, Vanessa		51	F	F 50-59	44:25.54
327.	2912	Pruitt, Angela		66	F	F60-69	45:01.43
















































2023 Run Forrest Run 5k

Overall Results

Place	Bib	Name	Nat.	Age	Gender	AG	Time
328.	4362	Horne, Allen		56	M	M50-59	45:11.23
329.	2987	Veal, Kacie		28	F	F20-29	45:11.32
330.	4363	Horne, Mande		47	F	F40-49	45:12.54
331.	2960	Guerrette, Jessica		24	F	F20-29	45:33.70
332.	40	Endries, Taylor		32	F	F30-39	45:39.61
333.	2782	Presson, Charleigh		11	F	F0-12	45:57.35
334.	1345	Downs, Mackenzie		23	F	F20-29	46:00.73
335.	42	Norton, William		64	M	M60-69	46:03.54
336.	43	Fulp, Janice		67	F	F60-69	46:08.23
337.	2801	Cleveland, Tammy		54	F	F 50-59	46:22.24
338.	1347	Newton, Stacia		37	F	F30-39	46:38.02
339.	2943	Maloy, Susie		66	F	F60-69	46:42.82
340.	1335	McGean, Kathleen		25	F	F20-29	46:44.48
341.	4328	McConnell, Jeannine		63	F	F60-69	46:45.70
342.	4327	McConnell, Dan		66	M	M60-69	46:45.80
343.	4317	McCollam, Rebecca		64	F	F60-69	46:46.43
344.	26	McKillop, Meghan		38	F	F30-39	46:49.36
345.	27	McKillop, Adam		40	M	M40-49	46:49.64
346.	12	Vaneffen, Erika		37	F	F30-39	47:02.27
347.	86	Davis, Jennifer		40	F	F40-49	47:03.07
348.	2914	Dixon, Kenneth		46	M	M40-49	47:07.10
349.	2833	Douglas, Robert		67	M	M60-69	47:11.16
350.	2834	Douglas, Darlene		64	F	F60-69	47:11.32
351.	1346	LePlatt, Sheridan		24	F	F20-29	47:17.13
352.	4316	Lowery, Caroline		59	F	F 50-59	47:25.92
353.	2963	Petitgout, Rob		66	M	M60-69	47:27.63
354.	2911	Shaffer, Morgan		22	F	F20-29	47:28.64
355.	2972	Levine, Howard		63	M	M60-69	47:46.38
356.	4318	Yonn, Julie		49	F	F40-49	47:51.80
357.	2783	Presson, Thomas		38	M	M30-39	47:58.90
358.	47	Nettles, Brite		41	F	F40-49	48:11.86
359.	1364	Smith, Knox		7	M	M0-12	48:21.40
360.	1370	Caster, Paizlyn		10	F	F0-12	48:24.07
361.	1372	Caster, Samantha		36	F	F30-39	48:25.38
362.	1373	Smith, Shannon		40	F	F40-49	48:28.99
363.	2751	Rodriguez, Christine		57	F	F 50-59	48:41.81
364.	4353	Perez, Judy		67	F	F60-69	48:52.38
365.	2806	Konicki, Joshua		38	M	M30-39	48:55.50
366.	23	Breland, Kyla		35	F	F30-39	49:06.29
367.	24	BRELAND, MYRNA		64	F	F60-69	49:06.47
368.	4355	Wilcox, Paige		53	F	F 50-59	49:11.77
369.	2997	Alsup, Kendall		25	F	F20-29	49:11.79
370.	4349	Price, Audra		50	F	F 50-59	49:18.63
371.	1337	Damato, Steven		62	M	M60-69	49:21.05
372.	2945	Bannister, Amanda		43	F	F40-49	49:27.59
373.	17	Maneja, Demian		13	M	M13-19	49:38.84
374.	2836	Heid, Ava		17	F	F13-19	49:40.22























2023 Run Forrest Run 5k

Overall Results

Place	Bib	Name	Nat.	Age	Gender	AG	Time
375.	2837	Heid, Susan		52	F	F 50-59	49:40.90
376.	2999	Alsup, Simone		54	F	F 50-59	49:54.14
377.	4339	Sheppard, Lynn		80	F	F70+	49:57.63
378.	4348	Price, Jamey		56	M	M50-59	49:58.64
379.	4350	Long, Steve		60	M	M60-69	49:59.06
380.	2998	Alsup, Ronald		55	M	M50-59	49:59.23
381.	16	Maneja, Jessica		35	F	F30-39	49:59.56
382.	4351	Long, Robyn		58	F	F 50-59	50:00.59
383.	1343	Wallace, Kelsey		32	F	F30-39	50:04.99
384.	2845	Stoner, Nancy		60	F	F60-69	50:20.93
385.	2918	Smith, Terri		65	F	F60-69	50:32.06
386.	2919	Hoff, Cathy		62	F	F60-69	50:32.18
387.	44	Snead, Amanda		42	F	F40-49	50:40.71
388.	4314	Dean, Annabelle		9	F	F0-12	51:55.93
389.	2856	Gerald, Michelle		64	F	F60-69	52:13.81
390.	4346	Dean, Erin		59	F	F 50-59	52:38.84
391.	2967	Karlyk, India		36	F	F30-39	53:11.14
392.	2968	Reaves, Amber		29	F	F20-29	53:11.30
393.	4291	Reagen, Tammy		61	F	F60-69	53:12.19
394.	4298	Skipper, Patricia		71	F	F70+	53:12.42
395.	2975	Vazquez, Paige		43	F	F40-49	53:12.78
396.	2857	Cave, Sheila		67	F	F60-69	53:12.94
397.	2802	Inge, Debi		62	F	F60-69	53:30.45
398.	2871	Coxe, Angela		29	F	F20-29	53:43.92
399.	1348	Meadows, Jessica		41	F	F40-49	53:44.16
400.	2870	Coxe, Pamela		56	F	F 50-59	53:45.54
401.	1351	Hornick, JoAnn		33	F	F30-39	53:52.27
402.	1367	Fulcher, Brittany		26	F	F20-29	53:59.91
403.	2917	Dixon, Heather		44	F	F40-49	53:59.91
404.	4382	Wolfe, Robert		54	M	M50-59	54:05.49
405.	2941	Morales, miguel		39	M	M30-39	54:07.71
406.	2991	Duke, Jessica		42	F	F40-49	54:08.53
407.	4335	Whitaker, Theresa		32	F	F30-39	54:29.14
408.	4329	Green, Laurian		36	F	F30-39	54:29.16
409.	2990	Turner, Dee		52	M	M50-59	54:48.75
410.	4352	Mathias, Beth		73	F	F70+	54:51.68
411.	2881	Hinson, Madison		25	F	F20-29	54:52.86
412.	2882	Hinson, Mandee		48	F	F40-49	54:53.21
413.	77	Woods, Easton		12	F	F0-12	54:57.07
414.	2973	Cashner, Matthew		46	M	M40-49	55:00.26
415.	2974	Cashner, Jessica		44	F	F40-49	55:02.30
416.	78	Woods, Erica		44	F	F40-49	55:03.73
417.	2988	Carey, Leilani		30	F	F30-39	55:06.85
418.	4301	Perez, Barbara		61	F	F60-69	55:14.00
419.	4305	Merk, Kay		68	F	F60-69	55:14.21
420.	1354	Prescott, Jason		37	M	M30-39	55:30.03
421.	2804	Gaskell, Alan		71	M	M70+	56:21.08

2023 Run Forrest Run 5k

Overall Results

Place	Bib	Name	Nat.	Age	Gender	AG	Time
422.	1341	Parrish, Cynthia		56	F	F 50-59	56:41.02
423.	1339	Verran, Ann		53	F	F 50-59	56:42.03
424.	1342	Starkey, Kristina		53	F	F 50-59	56:43.11
425.	4307	Curtis, Jordan		20	F	F20-29	56:51.33
426.	2771	Konicki, Christopher		62	M	M60-69	56:57.80
427.	2948	King-Sisco, Lyndell		59	F	F 50-59	57:37.20
428.	4308	Curtis, Payton		26	F	F20-29	57:42.36
429.	4309	Curtis, Jennifer		53	F	F 50-59	57:42.47
430.	2906	Robinson, Janette		62	F	F60-69	58:40.01
431.	2893	Hart, Lisa		54	F	F 50-59	58:40.05
432.	2779	Kelly, Erin		41	F	F40-49	58:51.73
433.	4294	Rogalski, Sara		26	F	F20-29	59:03.90
434.	4295	Fox, Stacy		52	F	F 50-59	59:04.42
435.	4296	Schrader, Rhonda		59	F	F 50-59	59:06.22
436.	2936	Dyson, Paula		49	F	F40-49	59:09.99
437.	2931	Chapman, Noah		22	M	M20-29	1:01:15.45
438.	2929	Hunsucker, Terry		67	F	F60-69	1:03:04.95
439.	2932	Chapman, Frank		49	M	M40-49	1:04:21.83
440.	2933	Chapman, Catherine		49	F	F40-49	1:04:22.44
441.	2983	Saccardo, Yehudis		33	F	F30-39	1:05:26.56
442.	2984	Saccardo, James		35	M	M30-39	1:05:27.99
443.	4323	Stech, Madison		25	F	F20-29	1:19:27.44

Number of records: 443