




































2023 Race to the Taste 5k

Overall Results

Place	Bib	Name	Nat.	Age	Gender	AG	Time	Registration ID
5k								
1.	2283	Tierney, Josh		28	M	M20-29	16:15.36	72052541
2.	743	Grosicki, Greg		34	M	M30-39	16:54.83	
3.	734	Noble, Stephen		35	M	M30-39	17:18.31	
4.	842	Wright, Jackson		13	M	M13-19	17:48.84	72071792
5.	845	Wright, Abram		12	M	M0-12	18:54.52	72071789
6.	735	Seiter, Meghan		33	F	F30-39	19:10.35	
7.	1181	Tuten, William		16	M	M13-19	19:16.90	71746834
8.	2290	Kidd, Dylan		32	M	M30-39	19:21.45	72012263
9.	1296	Bertinelli, Sebastian		15	M	M13-19	19:30.79	71590100
10.	107	Magbee, Hammond		14	M	M13-19	20:22.81	71267442
11.	1313	Boughton, Christina		30	F	F30-39	20:23.22	71440679
12.	939	McFadden, Lucas		43	M	M40-49	20:36.29	71157432
13.	989	Byrum, Dustin		47	M	M40-49	20:46.27	
14.	990	Cozzens, Maria		27	F	F20-29	20:54.90	
15.	984	Michael, Shea		30	M	M30-39	21:17.68	70544759
16.	1200	Sweeney, Ben		14	M	M13-19	21:30.78	71608653
17.	1183	Long, Skyler		12	M	M0-12	21:31.86	71725230
18.	1305	Riley, Gwen		29	F	F20-29	21:32.54	71445709
19.	844	Wright, Boaz		10	M	M0-12	21:36.36	72071790
20.	843	Wright, Genesis		8	F	F0-12	21:37.51	72071791
21.	2287	Robinson, Kerry		63	F	F60-69	21:38.09	72044433
22.	1171	Bolin, Abbee		15	F	F13-19	21:58.72	71768264
23.	1194	Bullard, Justin		47	M	M40-49	22:46.51	71643357
24.	2289	Thompson, Elise		13	F	F13-19	23:17.92	72015945
25.	1307	MaGill, Jack		17	M	M13-19	23:35.00	71442227
26.	982	Prochilo, KayLee		36	F	F30-39	23:47.57	70665712
27.	840	Wilson, Belle		13	F	F13-19	23:55.77	72072691
28.	1327	Hestealen, Raye		24	F	F20-29	24:27.46	
29.	991	Conner, Cy		13	M	M13-19	24:36.88	
30.	1331	Nelson, Meredith		55	F	F 50-59	24:50.82	
31.	1320	Sackman, Michelle		52	F	F 50-59	24:59.08	71301542
32.	923	Whitehouse, Mark		66	M	M60-69	25:15.37	71245284
33.	1172	Bolin, Chloee		12	F	F0-12	25:20.69	71768263
34.	992	Gonzalez, Joseph		44	M	M40-49	25:35.87	
35.	1162	Schwartz, Braxten		13	M	M13-19	25:58.47	71786414
36.	1385	Waz, Elaine		42	F	F40-49	25:59.13	
37.	1330	Trask, Evy		54	F	F 50-59	26:16.68	
38.	742	Jagielski, Ava		14	F	F13-19	26:21.30	
39.	1191	Tobias, Justin		42	M	M40-49	26:30.11	71656177
40.	1304	Hilton, Emily		39	F	F30-39	26:30.17	71454602
41.	861	Rose, Ken		53	M	M50-59	26:31.68	70848933
42.	1159	Johnson, Chase		8	M	M0-12	26:49.73	71791415
43.	1302	Reilman, Lisa		46	F	F40-49	26:56.60	71470922
44.	999	Pollitzer, Charles		45	M	M40-49	27:06.22	
45.	947	Barnard, Melinda		33	F	F30-39	27:10.54	70848934
















































2023 Race to the Taste 5k

Overall Results

Place	Bib	Name	Nat.	Age	Gender	AG	Time	Registration ID
46.	2286	Ver Straten, Brian		38	M	M30-39	27:12.09	72044528
47.	836	Martinez, Richard		10	M	M0-12	27:33.51	72101709
48.	1294	Chew, Samantha		44	F	F40-49	27:49.83	71601123
49.	1160	Johnson, Natina		45	F	F40-49	28:00.18	71791414
50.	749	Baxter, Morgan		23	F	F20-29	28:07.55	
51.	929	Comerford, Derek		59	M	M50-59	28:13.33	71243427
52.	841	Wright, Grace		15	F	F13-19	28:16.57	72071793
53.	732	Lepisto, Travis		43	M	M40-49	28:48.14	
54.	2291	Kidd, Hannah		31	F	F30-39	29:07.85	72012262
55.	993	Flemming, Quinn		22	F	F20-29	29:09.38	
56.	995	Vannatta, Jahn		61	M	M60-69	29:12.77	
57.	1770	Hiers, EmilyAnn		21	F	F20-29	29:15.89	71249272
58.	1321	Kalady, Maeve		20	F	F20-29	29:15.91	71283507
59.	1175	Belmont, Danielle		48	F	F40-49	29:19.03	71760360
60.	1312	Boughton, Olivia-Kate		8	F	F0-12	29:40.71	71440680
61.	1309	MaGill, Charles		52	M	M50-59	30:06.96	71442225
62.	1178	Smith, Mary		59	F	F 50-59	30:10.97	71757067
63.	1190	Ricks, Tommy		63	M	M60-69	30:13.43	71668090
64.	1163	Schwartz, Jared		40	M	M40-49	30:37.55	71786413
65.	997	Stuart, Graham		7	M	M0-12	30:38.65	
66.	1196	Johnson, Chase		17	M	M13-19	30:42.97	71616835
67.	1199	Johnson, Jay		51	M	M50-59	30:49.81	71616832
68.	1158	Gardner, AJ		13	M	M13-19	30:51.12	71791416
69.	1164	Shedrick, Darnelious		27	M	M20-29	30:59.84	71784620
70.	750	Byrum, Christine		45	F	F40-49	31:19.18	
71.	1323	Baccheschi, Nancy		44	F	F40-49	31:34.30	
72.	1322	Dauber, Justin		44	M	M40-49	31:34.39	
73.	1297	Sparacio, Jack		10	M	M0-12	31:40.29	71541980
74.	1301	Woda, Tiffany		34	F	F30-39	31:51.92	71475594
75.	838	Gibson, Mason		12	M	M0-12	31:52.15	72090169
76.	1180	Boyer, Douglas		34	M	M30-39	31:57.24	71750111
77.	733	Lepisto, Kayleen		12	F	F0-12	32:11.44	
78.	1195	Paxton, Wendy Ruth		56	F	F 50-59	32:13.72	71643231
79.	1298	Doster, Annabell		11	F	F0-12	32:21.20	71534654
80.	1165	Shedrick, Anne		24	F	F20-29	32:22.44	71784619
81.	1179	Boucher, Tiffany		28	F	F20-29	32:36.50	71750112
82.	744	Barnes, Mitch		64	M	M60-69	32:38.47	
83.	1170	Dando, Carys		11	F	F0-12	32:53.96	71768514
84.	629	McEnaney, Elizabeth		62	F	F60-69	32:57.05	71260588
85.	1188	McEnaney, Jane		33	F	F30-39	32:57.92	71675963
86.	1166	Clyburn, Kristen		30	F	F30-39	33:08.85	71783954
87.	1000	Black, Deborah		44	F	F40-49	33:13.13	
88.	748	Galup, Suzanne		78	F	F70+	34:06.18	
89.	1295	Scutta, Bob		58	M	M50-59	34:24.17	71596974
90.	1177	Smith, Chris		61	M	M60-69	35:10.98	71757068
91.	1306	MaGill, Paige		20	F	F20-29	35:20.52	71442228
92.	1197	Johnson, Madison		20	F	F20-29	35:55.84	71616834














2023 Race to the Taste 5k

Overall Results

Place	Bib	Name	Nat.	Age	Gender	AG	Time	Registration ID
93.	1185	Merrick, Laura		41	F	F40-49	36:33.72	71689846
94.	1187	Merrick, Rachel		37	F	F30-39	36:33.76	71677930
95.	1186	Bell, Valerie		41	F	F40-49	36:33.88	71685427
96.	739	Jagielski, Joe		54	M	M50-59	36:44.52	
97.	1325	Ballard, Jayden		54	M	M50-59	36:53.14	
98.	2298	Sanchez, Digiana		22	F	F20-29	37:02.05	71823236
99.	1332	McDaniel, Saniyah		9	F	F0-12	37:02.07	
100.	1326	Bingers, Cathy		63	F	F60-69	37:36.06	
101.	1328	Grubbs, Paris		21	F	F20-29	37:40.98	
102.	1184	Grubbs, Payten		21	F	F20-29	37:41.26	71695461
103.	1193	Davis-Cote, Roxanne		43	F	F40-49	37:49.42	71643358
104.	1192	Davis-Cote, Isaiah		11	M	M0-12	37:50.08	71643359
105.	996	Stuart, Skyer		5	F	F0-12	37:53.29	
106.	850	Estep, Kendra		51	F	F 50-59	37:53.62	72054205
107.	2285	Rowland VerStraten, Margaret		45	F	F40-49	38:22.33	72044529
108.	1161	Orsen, Kristen		54	F	F 50-59	38:24.32	71786506
109.	986	Bouknight, Laura		37	F	F30-39	38:24.34	68998911
110.	745	Barnes, Jen		52	F	F 50-59	38:28.14	
111.	746	Wolff, Angela		14	F	F13-19	38:41.97	
112.	747	Becket, Billy		35	M	M30-39	38:42.09	
113.	1329	Cunningham, Mary		67	F	F60-69	38:48.88	
114.	1308	MaGill, Tara		51	F	F 50-59	39:05.22	71442226
115.	737	Critcher, Breanne		17	F	F13-19	39:17.55	
116.	994	Daubert, Anna		21	F	F20-29	39:29.27	
117.	1176	Smith, Mollie		20	F	F20-29	39:51.96	71757069
118.	1333	Gimbel, Leah		30	F	F30-39	40:25.47	
119.	2288	Kelly, Kara		23	F	F20-29	40:54.07	72044103
120.	1317	Kondo, Grace		23	F	F20-29	40:54.61	71328315
121.	738	Critcher, Breanne		17	F	F13-19	40:58.31	
122.	932	Kondo, Laura		54	F	F 50-59	41:59.67	71222415
123.	1314	Campbell, Robert		41	M	M40-49	45:01.78	71406085
124.	730	Wright, Stephen		46	M	M40-49	45:07.57	
125.	985	Trask, Amy		54	F	F 50-59	45:31.38	70258145
126.	1324	Tumlin, Casey		52	F	F 50-59	45:31.45	
127.	983	Mulcahy, Janet		64	F	F60-69	46:21.78	70573445
128.	1319	Heid, Susan		52	F	F 50-59	47:06.87	71307542
129.	731	Reilman, Johnny		16	M	M13-19	47:19.65	
130.	1318	Heid, Ava		16	F	F13-19	48:21.40	71307543
131.	1315	Nettles, Brite		41	F	F40-49	49:00.41	71391594
132.	849	Daughtry, Hank		7	M	M0-12	49:29.31	72054541
133.	740	Jagielski, Heidi		54	F	F 50-59	53:41.86	
134.	741	Jagielski, Marynne		15	F	F13-19	53:41.96	
135.	1174	Pelikan-Cato, Sara		43	F	F40-49	53:42.87	71764769
136.	1173	Cato, Lila		5	F	F0-12	53:44.86	71764770
137.	1316	Conn, Jr., Harry		85	M	M70+	53:55.48	71389627
138.	1198	Johnson, Priscilla		44	F	F40-49	56:20.00	71616833
139.	2294	Hoster, Braxton		7	M	M0-12	56:47.89	71832583

2023 Race to the Taste 5k

Overall Results

Place	Bib	Name	Nat.	Age	Gender	AG	Time	Registration ID
140.	848	Webb, Emily		33	F	F30-39	56:56.12	72062131
141.	1189	Stoner, Jeffrey		31	M	M30-39	57:04.55	71672162
142.	2299	Humphries, Lisa		65	F	F60-69	57:09.69	71820513
143.	1182	AMSLER, SANDI		67	F	F60-69	57:09.71	71742093
144.	2297	Hoster, Kelsey		31	F	F30-39	57:10.16	71832580
145.	2293	Hoster, Henley		5	F	F0-12	57:13.30	71832584
146.	2292	Hoster, Baker		3	M	M0-12	57:15.43	71832585
147.	1167	McSwain, Chris		63	M	M60-69	57:25.91	71776757
148.	1168	McSwain, Jemmy		61	F	F60-69	57:26.05	71776756
149.	2296	Hoster, Samuel		32	M	M30-39	57:30.78	71832581
150.	2295	Kruse, Halle		14	F	F13-19	57:31.08	71832582
151.	736	Seng, Shawn		59	F	F 50-59	57:37.18	
152.	1310	Boughton, Finn		6	M	M0-12	59:50.15	71440682

Number of records: 152