




























































































2023 Race to the Taste 5k

Gender Results

Place	Bib	Name	Nat.	Age	AG	Time	
5k							
Female							
1.	735	Seiter, Meghan		33	Female 30-39	19:10.35	-
2.	1313	Boughton, Christina		30	Female 30-39	20:23.22	+01:12.87
3.	990	Cozzens, Maria		27	Female 20-29	20:54.90	+01:44.55
4.	1305	Riley, Gwen		29	Female 20-29	21:32.54	+02:22.19
5.	843	Wright, Genesis		8	Female 12 & Under	21:37.51	+02:27.16
6.	2287	Robinson, Kerry		63	Female 60-69	21:38.09	+02:27.74
7.	1171	Bolin, Abbee		15	Female 13-19	21:58.72	+02:48.37
8.	2289	Thompson, Elise		13	Female 13-19	23:17.92	+04:07.57
9.	982	Prochilo, KayLee		36	Female 30-39	23:47.57	+04:37.22
10.	840	Wilson, Belle		13	Female 13-19	23:55.77	+04:45.42
11.	1327	Hestealen, Raye		24	Female 20-29	24:27.46	+05:17.11
12.	1331	Nelson, Meredith		55	Female 50-59	24:50.82	+05:40.47
13.	1320	Sackman, Michelle		52	Female 50-59	24:59.08	+05:48.73
14.	1172	Bolin, Chloe		12	Female 12 & Under	25:20.69	+06:10.34
15.	1385	Waz, Elaine		42	Female 40-49	25:59.13	+06:48.78
16.	1330	Trask, Evy		54	Female 50-59	26:16.68	+07:06.33
17.	742	Jagielski, Ava		14	Female 13-19	26:21.30	+07:10.95
18.	1304	Hilton, Emily		39	Female 30-39	26:30.17	+07:19.82
19.	1302	Reilman, Lisa		46	Female 40-49	26:56.60	+07:46.25
20.	947	Barnard, Melinda		33	Female 30-39	27:10.54	+08:00.19
21.	1294	Chew, Samantha		44	Female 40-49	27:49.83	+08:39.48
22.	1160	Johnson, Natina		45	Female 40-49	28:00.18	+08:49.83
23.	749	Baxter, Morgan		23	Female 20-29	28:07.55	+08:57.20
24.	841	Wright, Grace		15	Female 13-19	28:16.57	+09:06.22
25.	2291	Kidd, Hannah		31	Female 30-39	29:07.85	+09:57.50
26.	993	Flemming, Quinn		22	Female 20-29	29:09.38	+09:59.03
27.	1770	Hiers, EmilyAnn		21	Female 20-29	29:15.89	+10:05.54
28.	1321	Kalady, Maeve		20	Female 20-29	29:15.91	+10:05.56
29.	1175	Belmont, Danielle		48	Female 40-49	29:19.03	+10:08.68
30.	1312	Boughton, Olivia-Kate		8	Female 12 & Under	29:40.71	+10:30.36
31.	1178	Smith, Mary		59	Female 50-59	30:10.97	+11:00.62
32.	750	Byrum, Christine		45	Female 40-49	31:19.18	+12:08.83
33.	1323	Baccheschi, Nancy		44	Female 40-49	31:34.30	+12:23.95
34.	1301	Woda, Tiffany		34	Female 30-39	31:51.92	+12:41.57
35.	733	Lepisto, Kayleen		12	Female 12 & Under	32:11.44	+13:01.09
36.	1195	Paxton, Wendy Ruth		56	Female 50-59	32:13.72	+13:03.37
37.	1298	Doster, Annabell		11	Female 12 & Under	32:21.20	+13:10.85
38.	1165	Shedrick, Anne		24	Female 20-29	32:22.44	+13:12.09
39.	1179	Boucher, Tiffany		28	Female 20-29	32:36.50	+13:26.15
40.	1170	Dando, Carys		11	Female 12 & Under	32:53.96	+13:43.61
41.	629	McEnaney, Elizabeth		62	Female 60-69	32:57.05	+13:46.70
42.	1188	McEnaney, Jane		33	Female 30-39	32:57.92	+13:47.57
43.	1166	Clyburn, Kristen		30	Female 30-39	33:08.85	+13:58.50
44.	1000	Black, Deborah		44	Female 40-49	33:13.13	+14:02.78














































2023 Race to the Taste 5k

Gender Results

Place	Bib	Name	Nat.	Age	AG	Time	
45.	748	Galup, Suzanne		78	Female 70+	34:06.18	+14:55.83
46.	1306	MaGill, Paige		20	Female 20-29	35:20.52	+16:10.17
47.	1197	Johnson, Madison		20	Female 20-29	35:55.84	+16:45.49
48.	1185	Merrick, Laura		41	Female 40-49	36:33.72	+17:23.37
49.	1187	Merrick, Rachel		37	Female 30-39	36:33.76	+17:23.41
50.	1186	Bell, Valerie		41	Female 40-49	36:33.88	+17:23.53
51.	2298	Sanchez, Digiana		22	Female 20-29	37:02.05	+17:51.70
52.	1332	McDaniel, Saniyah		9	Female 12 & Under	37:02.07	+17:51.72
53.	1326	Bingers, Cathy		63	Female 60-69	37:36.06	+18:25.71
54.	1328	Grubbs, Paris		21	Female 20-29	37:40.98	+18:30.63
55.	1184	Grubbs, Payten		21	Female 20-29	37:41.26	+18:30.91
56.	1193	Davis-Cote, Roxanne		43	Female 40-49	37:49.42	+18:39.07
57.	996	Stuart, Skyer		5	Female 12 & Under	37:53.29	+18:42.94
58.	850	Estep, Kendra		51	Female 50-59	37:53.62	+18:43.27
59.	2285	Rowland VerStraten, Margaret		45	Female 40-49	38:22.33	+19:11.98
60.	1161	Orsen, Kristen		54	Female 50-59	38:24.32	+19:13.97
61.	986	Bouknight, Laura		37	Female 30-39	38:24.34	+19:13.99
62.	745	Barnes, Jen		52	Female 50-59	38:28.14	+19:17.79
63.	746	Wolff, Angela		14	Female 13-19	38:41.97	+19:31.62
64.	1329	Cunningham, Mary		67	Female 60-69	38:48.88	+19:38.53
65.	1308	MaGill, Tara		51	Female 50-59	39:05.22	+19:54.87
66.	737	Critcher, Breanne		17	Female 13-19	39:17.55	+20:07.20
67.	994	Daubert, Anna		21	Female 20-29	39:29.27	+20:18.92
68.	1176	Smith, Mollie		20	Female 20-29	39:51.96	+20:41.61
69.	1333	Gimbel, Leah		30	Female 30-39	40:25.47	+21:15.12
70.	2288	Kelly, Kara		23	Female 20-29	40:54.07	+21:43.72
71.	1317	Kondo, Grace		23	Female 20-29	40:54.61	+21:44.26
72.	738	Critcher, Breanne		17	Female 13-19	40:58.31	+21:47.96
73.	932	Kondo, Laura		54	Female 50-59	41:59.67	+22:49.32
74.	985	Trask, Amy		54	Female 50-59	45:31.38	+26:21.03
75.	1324	Tumlin, Casey		52	Female 50-59	45:31.45	+26:21.10
76.	983	Mulcahy, Janet		64	Female 60-69	46:21.78	+27:11.43
77.	1319	Heid, Susan		52	Female 50-59	47:06.87	+27:56.52
78.	1318	Heid, Ava		16	Female 13-19	48:21.40	+29:11.05
79.	1315	Nettles, Brite		41	Female 40-49	49:00.41	+29:50.06
80.	740	Jagielski, Heidi		54	Female 50-59	53:41.86	+34:31.51
81.	741	Jagielski, Marynne		15	Female 13-19	53:41.96	+34:31.61
82.	1174	Pelikan-Cato, Sara		43	Female 40-49	53:42.87	+34:32.52
83.	1173	Cato, Lila		5	Female 12 & Under	53:44.86	+34:34.51
84.	1198	Johnson, Priscilla		44	Female 40-49	56:20.00	+37:09.65
85.	848	Webb, Emily		33	Female 30-39	56:56.12	+37:45.77
86.	2299	Humphries, Lisa		65	Female 60-69	57:09.69	+37:59.34
87.	1182	AMSLER, SANDI		67	Female 60-69	57:09.71	+37:59.36
88.	2297	Hoster, Kelsey		31	Female 30-39	57:10.16	+37:59.81
89.	2293	Hoster, Henley		5	Female 12 & Under	57:13.30	+38:02.95
90.	1168	McSwain, Jemmy		61	Female 60-69	57:26.05	+38:15.70
91.	2295	Kruse, Halle		14	Female 13-19	57:31.08	+38:20.73

















2023 Race to the Taste 5k

Gender Results

Place	Bib	Name	Nat.	Age	AG	Time	
92.	736	Seng, Shawn		59	Female 50-59	57:37.18	+38:26.83
Male							
1.	2283	Tierney, Josh		28	Male 20-29	16:15.36	-
2.	743	Grosicki, Greg		34	Male 30-39	16:54.83	+00:39.47
3.	734	Noble, Stephen		35	Male 30-39	17:18.31	+01:02.95
4.	842	Wright, Jackson		13	Male 13-19	17:48.84	+01:33.48
5.	845	Wright, Abram		12	Male 12 & Under	18:54.52	+02:39.16
6.	1181	Tuten, William		16	Male 13-19	19:16.90	+03:01.54
7.	2290	Kidd, Dylan		32	Male 30-39	19:21.45	+03:06.09
8.	1296	Bertinelli, Sebastian		15	Male 13-19	19:30.79	+03:15.43
9.	107	Magbee, Hammond		14	Male 13-19	20:22.81	+04:07.45
10.	939	McFadden, Lucas		43	Male 40-49	20:36.29	+04:20.93
11.	989	Byrum, Dustin		47	Male 40-49	20:46.27	+04:30.91
12.	984	Michael, Shea		30	Male 30-39	21:17.68	+05:02.32
13.	1200	Sweeney, Ben		14	Male 13-19	21:30.78	+05:15.42
14.	1183	Long, Skyler		12	Male 12 & Under	21:31.86	+05:16.50
15.	844	Wright, Boaz		10	Male 12 & Under	21:36.36	+05:21.00
16.	1194	Bullard, Justin		47	Male 40-49	22:46.51	+06:31.15
17.	1307	MaGill, Jack		17	Male 13-19	23:35.00	+07:19.64
18.	991	Conner, Cy		13	Male 13-19	24:36.88	+08:21.52
19.	923	Whitehouse, Mark		66	Male 60-69	25:15.37	+09:00.01
20.	992	Gonzalez, Joseph		44	Male 40-49	25:35.87	+09:20.51
21.	1162	Schwartz, Braxten		13	Male 13-19	25:58.47	+09:43.11
22.	1191	Tobias, Justin		42	Male 40-49	26:30.11	+10:14.75
23.	861	Rose, Ken		53	Male 50-59	26:31.68	+10:16.32
24.	1159	Johnson, Chase		8	Male 12 & Under	26:49.73	+10:34.37
25.	999	Pollitzer, Charles		45	Male 40-49	27:06.22	+10:50.86
26.	2286	Ver Straten, Brian		38	Male 30-39	27:12.09	+10:56.73
27.	836	Martinez, Richard		10	Male 12 & Under	27:33.51	+11:18.15
28.	929	Comerford, Derek		59	Male 50-59	28:13.33	+11:57.97
29.	732	Lepisto, Travis		43	Male 40-49	28:48.14	+12:32.78
30.	995	Vannatta, Jahn		61	Male 60-69	29:12.77	+12:57.41
31.	1309	MaGill, Charles		52	Male 50-59	30:06.96	+13:51.60
32.	1190	Ricks, Tommy		63	Male 60-69	30:13.43	+13:58.07
33.	1163	Schwartz, Jared		40	Male 40-49	30:37.55	+14:22.19
34.	997	Stuart, Graham		7	Male 12 & Under	30:38.65	+14:23.29
35.	1196	Johnson, Chase		17	Male 13-19	30:42.97	+14:27.61
36.	1199	Johnson, Jay		51	Male 50-59	30:49.81	+14:34.45
37.	1158	Gardner, AJ		13	Male 13-19	30:51.12	+14:35.76
38.	1164	Shedrick, Darnelious		27	Male 20-29	30:59.84	+14:44.48
39.	1322	Dauber, Justin		44	Male 40-49	31:34.39	+15:19.03
40.	1297	Sparacio, Jack		10	Male 12 & Under	31:40.29	+15:24.93
41.	838	Gibson, Mason		12	Male 12 & Under	31:52.15	+15:36.79
42.	1180	Boyer, Douglas		34	Male 30-39	31:57.24	+15:41.88
43.	744	Barnes, Mitch		64	Male 60-69	32:38.47	+16:23.11
44.	1295	Scutta, Bob		58	Male 50-59	34:24.17	+18:08.81

2023 Race to the Taste 5k

Gender Results

Place	Bib	Name	Nat.	Age	AG	Time	
45.	1177	Smith, Chris		61	Male 60-69	35:10.98	+18:55.62
46.	739	Jagielski, Joe		54	Male 50-59	36:44.52	+20:29.16
47.	1325	Ballard, Jayden		54	Male 50-59	36:53.14	+20:37.78
48.	1192	Davis-Cote, Isaiah		11	Male 12 & Under	37:50.08	+21:34.72
49.	747	Becket, Billy		35	Male 30-39	38:42.09	+22:26.73
50.	1314	Campbell, Robert		41	Male 40-49	45:01.78	+28:46.42
51.	730	Wright, Stephen		46	Male 40-49	45:07.57	+28:52.21
52.	731	Reilman, Johnny		16	Male 13-19	47:19.65	+31:04.29
53.	849	Daughtry, Hank		7	Male 12 & Under	49:29.31	+33:13.95
54.	1316	Conn, Jr., Harry		85	Male 70+	53:55.48	+37:40.12
55.	2294	Hoster, Braxton		7	Male 12 & Under	56:47.89	+40:32.53
56.	1189	Stoner, Jeffrey		31	Male 30-39	57:04.55	+40:49.19
57.	2292	Hoster, Baker		3	Male 12 & Under	57:15.43	+41:00.07
58.	1167	McSwain, Chris		63	Male 60-69	57:25.91	+41:10.55
59.	2296	Hoster, Samuel		32	Male 30-39	57:30.78	+41:15.42
60.	1310	Boughton, Finn		6	Male 12 & Under	59:50.15	+43:34.79

Number of records: 152