





























































































# 2023 Chili Bean 5k 10K

## Overall Results 5k

Place	Bib	Name	Nat.	Age	Gender	AG	Time
5k							
1.	2182	Weaver, Titus		14	M	M11-14	20:36.99
2.	2066	Anderson, Meredith		36	F	F35-39	20:38.86
3.	2032	Riley, Gwen		29	F	F25-29	20:41.02
4.	2233	Fleming, Cory		54	M	M50-54	20:54.96
5.	2206	Shuford, Gordon		40	M	M40-44	21:50.14
6.	2004	Wreden, Garrett		40	M	M40-44	21:59.53
7.	2156	Wreden, Henry		11	M	M11-14	22:49.32
8.	2189	Richards, Ava		12	F	F11-14	22:49.62
9.	2234	Butler, Keaton		26	M	M25-29	23:44.51
10.	2132	Schwartz, Braxten		13	M	M11-14	24:03.17
11.	2133	Thompson, Elise		13	F	F11-14	24:07.74
12.	2005	Joyner, David		33	M	M30-34	24:13.90
13.	2183	Weaver, Cohen		15	M	M15-19	24:21.82
14.	2224	Truax-Dunn, Annie		35	F	F35-39	24:26.56
15.	2225	Dunn, Ryan		39	M	M35-39	24:26.60
16.	2194	Davis, Benjamin		14	M	M11-14	24:44.53
17.	2026	Nelson, Nicholas		29	M	M25-29	24:57.73
18.	2016	Coffey, Willis		57	M	M55-59	25:02.27
19.	2025	Cardinal, Jennifer		29	F	F25-29	25:10.45
20.	2184	Dyson, Henry		10	M	M0-10	25:11.46
21.	2027	Crocco, Anthony		30	M	M30-34	25:12.61
22.	2226	LOHR, JONATHAN		52	M	M50-54	25:24.52
23.	2235	Hutto, Christian		27	M	M25-29	25:27.28
24.	2180	Gogol, Peyton		14	M	M11-14	25:43.27
25.	2121	Failing, Jeffrey		38	M	M35-39	25:45.85
26.	2217	Cox, Sarah		33	F	F30-34	25:49.97
27.	2117	Braun, Ingrid		52	F	F 50-54	25:51.52
28.	2333	Robine, Allan		71	M	M70-74	25:51.80
29.	2134	Turner, Jake		12	M	M11-14	26:09.31
30.	2113	Hege, Allen		20	M	M20-24	26:11.84
31.	2099	Smalheiser, Veronica		38	F	F35-39	26:24.17
32.	2149	Failing, Lucas		14	M	M11-14	26:28.64
33.	2102	Hannah, Robert		36	M	M35-39	26:39.19
34.	2236	Butler, Kelsey		28	F	F25-29	26:40.20
35.	2044	DEGNER, STEPHANIE		27	F	F25-29	26:40.58
36.	2205	Shuford, Beau		8	M	M0-10	26:47.91
37.	2190	Grubbs, Korbyn		12	M	M11-14	27:54.45
38.	2191	Stinger, Bracen		11	M	M11-14	27:55.55
39.	2015	Finchum, Gary		67	M	M65-69	27:57.33
40.	2129	Trimmier, Knowlton		13	M	M11-14	28:30.89
41.	2130	Brem, Anderson		10	M	M0-10	28:33.19
42.	2114	Hege, Alicia		22	F	F20-24	28:47.25
43.	2046	Boughton, Mark		31	M	M30-34	28:55.67
44.	2135	Boughton, Olivia-Kate		8	F	F0-10	28:55.76
45.	2237	Gulotta, Mark		28	M	M25-29	28:56.11
















































# 2023 Chili Bean 5k 10K

## Overall Results 5k

Place	Bib	Name	Nat.	Age	Gender	AG	Time
46.	2161	Burgin, Topper		15	M	M15-19	29:12.84
47.	2197	Perez, Carlos		11	M	M11-14	29:28.31
48.	2104	Summerall, Alison		29	F	F25-29	29:32.98
49.	2118	Looker, Shay		53	F	F 50-54	29:35.09
50.	2119	Looker, Brett		50	M	M50-54	29:35.23
51.	2043	Tucker, Rocky		56	M	M55-59	29:50.37
52.	2013	Fotsch, Felicia		29	F	F25-29	29:58.41
53.	2244	Patel, Tobias		12	M	M11-14	30:04.33
54.	2059	Boyd, Brianna		28	F	F25-29	30:20.11
55.	2028	Fowler, Tom		70	M	M70-74	30:58.80
56.	2082	Simmons, Chilton		48	F	F45-49	31:17.72
57.	2081	Simmons, Heath		48	M	M45-49	31:17.95
58.	2254	Lucky, Jill		53	F	F 50-54	31:56.55
59.	2075	Vickers, David		34	M	M30-34	31:58.83
60.	2073	Alvarez, Rachel		53	F	F 50-54	31:58.90
61.	2144	Underwood, Kaylee		8	F	F0-10	32:04.36
62.	2174	Manbeck, Baylee		10	F	F0-10	32:22.24
63.	2029	May, Kelly		33	F	F30-34	32:44.20
64.	2186	Bonebrake, John Henry		11	M	M11-14	32:46.62
65.	2160	burgin, Annabelle-Blue		11	F	F11-14	32:46.83
66.	2185	Dyson, Emmett		10	M	M0-10	32:51.40
67.	2061	Taylor, Megan		47	F	F45-49	33:09.54
68.	2011	Golden, Frank		78	M	M75-79	33:18.51
69.	2253	Clyburn, Kristen		30	F	F30-34	33:25.05
70.	2042	Cianci, Kirsten		59	F	F55-59	33:40.85
71.	2098	Smalheiser, Stuart		46	M	M45-49	33:57.70
72.	2203	Smalheiser, Sidney		7	M	M0-10	33:57.79
73.	2157	Wreden, Francis		7	F	F0-10	34:20.60
74.	2077	Wreden, Caroline		38	F	F35-39	34:20.62
75.	2110	Borden, Marianne		53	F	F 50-54	34:49.01
76.	2151	Brandt, Chris		40	M	M40-44	35:08.53
77.	2002	Brandt, Chris		40	M	M40-44	35:09.90
78.	2064	Middleton, Arvene		64	F	F60-64	35:10.87
79.	2003	Gallagher, John		38	M	M35-39	35:43.85
80.	2155	Gallagher, Reid		9	M	M0-10	35:44.06
81.	2249	Steck, Miri		18	F	F15-19	36:37.64
82.	2041	Cianci, Curtis		63	M	M60-64	36:57.35
83.	2009	Sheehan, Heather		48	F	F45-49	37:06.23
84.	2074	Seelenbinder, Kirsten		33	F	F30-34	37:35.18
85.	2159	DuPont, Beatrice		11	F	F11-14	37:43.29
86.	2167	Rogers, Kimberly		10	F	F0-10	37:47.13
87.	2202	Medina, Karina		29	F	F25-29	38:17.29
88.	2332	Underwood, Joshua		10	M	M0-10	38:24.44
89.	2054	Alden, Lois		64	F	F60-64	38:31.90
90.	2255	Sprietsma, Paige		41	F	F40-44	38:32.08
91.	2040	Strobel, Kari		49	F	F45-49	38:41.25
92.	2019	Stemland, Ainslie		79	F	F75-79	38:41.74
















































# 2023 Chili Bean 5k 10K

## Overall Results 5k

Place	Bib	Name	Nat.	Age	Gender	AG	Time
93.	2039	Strobel, Denis		72	M	M70-74	38:45.68
94.	2012	Anderson, Brian		64	M	M60-64	39:33.54
95.	2242	Verheyden, Julia		13	F	F11-14	39:50.06
96.	2131	Brem, Emma		12	F	F11-14	40:09.63
97.	2065	Henderson, Sally		66	F	F65-69	40:50.48
98.	2120	Brown, Laurie		53	F	F 50-54	41:05.01
99.	2087	Cohen, Jacqueline		51	F	F 50-54	41:05.20
100.	2245	Gonzalez, EJ		11	M	M11-14	41:15.09
101.	2195	Vilasineekul, Nathan		10	M	M0-10	41:17.81
102.	2210	Peeples SR, Kevin		52	M	M50-54	41:28.12
103.	2010	Golden, Iris		78	F	F75-79	41:41.71
104.	2045	Gimenez, Nancy		67	F	F65-69	42:06.79
105.	2063	McCormick, Harvey		60	M	M60-64	42:13.82
106.	2168	Norris, Addy		15	F	F15-19	42:26.95
107.	2163	Schoener, Katelyn		15	F	F15-19	42:28.00
108.	2212	Aivaz, Michelle		52	F	F 50-54	42:40.54
109.	2049	Davis, Jean		45	F	F45-49	42:48.04
110.	2007	Dupont, Samantha		50	F	F 50-54	43:04.21
111.	2248	Huebel, Dutch		10	M	M0-10	43:12.75
112.	2208	Peeples JR, Kevin		17	M	M15-19	43:16.57
113.	2124	Vacha, Thelma		57	F	F55-59	43:28.59
114.	2105	Peeples, Kyleigh		23	F	F20-24	43:35.95
115.	2247	Huebel, Katie		51	F	F 50-54	43:36.46
116.	2031	Porter, John		60	M	M60-64	44:10.99
117.	2128	Basso, Michelle		50	F	F 50-54	44:20.50
118.	2213	Manbeck, Baylee		10	F	F0-10	44:39.98
119.	2173	Manbeck, Jensen		8	F	F0-10	44:40.05
120.	2240	Sloan, Angelina		14	F	F11-14	44:45.72
121.	2030	Mitchell, Meredith		45	F	F45-49	45:15.86
122.	2052	Fulp, Janice		66	F	F65-69	45:21.32
123.	2008	Williams, Ashleigh		36	F	F35-39	45:38.50
124.	2158	DuPont, Philander		12	M	M11-14	45:39.96
125.	2006	DuPont, William		55	M	M55-59	45:40.49
126.	2170	TenBrook, Arianna		8	F	F0-10	46:11.36
127.	2169	TenBrook, Alexandra		6	F	F0-10	46:11.58
128.	2020	Goodwin, Breeana		31	F	F30-34	46:16.87
129.	2228	Pioggia, Kalysta		41	F	F40-44	46:20.95
130.	2069	Cruze, Lace		53	F	F 50-54	46:45.46
131.	2227	Akers, Jennifer		48	F	F45-49	46:48.60
132.	2140	Saunders, Evan		13	M	M11-14	47:27.18
133.	2137	Tillapaugh, Leo		6	M	M0-10	47:28.21
134.	2036	Hartzog, Chip		50	M	M50-54	47:35.26
135.	2037	Hartzog, Harriett		50	F	F 50-54	47:36.15
136.	2336	Aydlette, Suzanne		54	F	F 50-54	47:40.98
137.	2215	Richards, HeidiEagles1966		56	F	F55-59	47:41.12
138.	2136	Tillapaugh, Maren		10	F	F0-10	47:49.94
139.	2250	Borreggine, Hannah		14	F	F11-14	47:51.04

















# 2023 Chili Bean 5k 10K

## Overall Results 5k

Place	Bib	Name	Nat.	Age	Gender	AG	Time
140.	2177	Adams, Mitchell		8	M	M0-10	48:23.19
141.	2153	Aughtman, Brooks		8	M	M0-10	48:25.79
142.	2150	Bates, addison		11	F	F11-14	48:36.39
143.	2122	kircher, joy		62	F	F60-64	48:48.34
144.	2211	Ambrose, Connie		56	F	F55-59	48:50.52
145.	2220	Hincher, Melissa		48	F	F45-49	48:50.64
146.	2014	Trask, Amy		54	F	F 50-54	48:57.53
147.	2219	Gimenez, Jenny		44	F	F40-44	49:17.45
148.	2216	Richards, Carol Ann		47	F	F45-49	49:26.97
149.	2084	Almendarez, Marti		42	F	F40-44	49:27.27
150.	2214	Black, Kristi		55	F	F55-59	49:27.39
151.	2035	Michielsen, Bob		72	M	M70-74	49:27.65
152.	2001	Watson, Savannah		19	F	F15-19	50:11.38
153.	2083	Almendarez, Ariaah		21	F	F20-24	50:11.75
154.	2088	Sheppard, Lynn		79	F	F75-79	50:38.59
155.	2033	Nolan, Maggie		64	F	F60-64	50:56.45
156.	2034	Graves, Diana		45	F	F45-49	50:56.85
157.	2096	Underwood, Charisma		39	F	F35-39	51:45.97
158.	2238	Trowell, Sophia		6	F	F0-10	51:46.51
159.	2115	Nyman, Elizabeth		61	F	F60-64	51:58.37
160.	2071	Stephens, Brittany		28	F	F25-29	52:19.58
161.	2024	Mullen, Gail		66	F	F65-69	52:41.83
162.	2062	McCormick, Jean		58	F	F55-59	52:43.98
163.	2116	Nettles, Brite		40	F	F40-44	52:53.52
164.	2038	Bannister, Amanda		42	F	F40-44	52:53.59
165.	2057	Harden, Hank		61	M	M60-64	53:02.99
166.	2058	Harden, Ginny		54	F	F 50-54	53:03.62
167.	2086	Freeman, Hope		53	F	F 50-54	53:30.69
168.	2125	Stemp, Brad		29	M	M25-29	54:26.80
169.	2090	Cifranick, Douglas		34	M	M30-34	55:53.26
170.	2089	Bowman, Monica		29	F	F25-29	55:53.38
171.	2152	Aughtman, Harbor		6	F	F0-10	56:25.80
172.	2076	McReynolds, Lindsay		37	F	F35-39	56:26.80
173.	2252	Gibson, Frank		75	M	M75-79	56:33.42
174.	2109	Heath, Tiffany		46	F	F45-49	56:34.73
175.	2111	Simkins, Rachel		38	F	F35-39	56:35.66
176.	2209	Simkins, Eva		6	F	F0-10	56:35.69
177.	2108	Cook, Angela		44	F	F40-44	56:39.27
178.	2107	Peeples, Sheila		43	F	F40-44	56:39.51
179.	2112	Simkins, Tom		50	M	M50-54	56:49.49
180.	2181	McKeown, Maggie		9	F	F0-10	57:04.65
181.	2239	Trowell, Gemma		4	F	F0-10	57:13.28
182.	2229	Schirner, Desiree		38	F	F35-39	57:13.65
183.	2051	Tillapaugh, Jeff		42	M	M40-44	57:19.65
184.	2047	McKeown, Jeff		60	M	M60-64	57:20.17
185.	2048	McKeown, Claudia		56	F	F55-59	57:41.31
186.	2095	Hassell, Sheri		54	F	F 50-54	59:01.32

## 2023 Chili Bean 5k 10K

### Overall Results 5k

Place	Bib	Name	Nat.	Age	Gender	AG	Time
187.	2123	Wasson, Alice		58	F	F55-59	59:01.96
188.	2023	Tyner, Emily		38	F	F35-39	59:17.92
189.	2022	Tyner, Beth		67	F	F65-69	59:18.29
190.	2097	Conran, Crystal		37	F	F35-39	59:36.36
191.	2138	Saunders, Maeve		11	F	F11-14	1:03:05.94
192.	2055	Saunders, Robert		40	M	M40-44	1:03:30.51
193.	2050	Tillapaugh, Lauren		43	F	F40-44	1:03:30.55
194.	2141	Saunders, Blair		7	F	F0-10	1:03:30.86
195.	2139	Saunders, Fallon		7	F	F0-10	1:03:39.08
196.	2222	Patterson, Allen		70	M	M70-74	1:04:06.95
197.	2223	Patterson, Julie		58	F	F55-59	1:04:08.68
198.	2056	Saunders, Jennifer		38	F	F35-39	1:04:10.58
199.	2092	Longo, Kenneth		33	M	M30-34	1:05:14.52
200.	2070	Stemp, Skyler		27	F	F25-29	1:05:15.24
201.	2021	TenBrook, Margaryta		36	F	F35-39	1:15:42.12
202.	2221	Wilkes, Rachel		28	F	F25-29	1:33:17.98

Number of records: 202