





























































































2022 Turkey Trot

Overall Results

Place	Bib	Name	Nat.	Age	Gender	AG	Time
5k							
1.	1441	Mills, Nash		18	M	M13-19	16:26.79
2.	1994	Moore, Gavin		15	M	M13-19	16:39.33
3.	1262	Davis, Maxwell		21	M	M20-29	16:45.69
4.	709	Tierney, Josh		27	M	M20-29	16:57.59
5.	1436	Noble, Stephen		35	M	M30-39	17:00.19
6.	1141	Richardson, Jesse		16	M	M13-19	17:02.39
7.	1188	Bennett, Charlie		19	M	M13-19	17:41.95
8.	1280	Sanford, Bolton		26	M	M20-29	17:45.86
9.	1108	Dunning, Stephen		17	M	M13-19	18:02.17
10.	1116	Sanford, Charles		27	M	M20-29	18:11.67
11.	911	Rowen, Jamie		32	M	M30-39	18:56.68
12.	1432	Fahey, Tim		49	M	M40-49	18:58.14
13.	1186	McDivitt, David		15	M	M13-19	19:37.12
14.	957	Duncan Diaz, Justin		18	M	M13-19	19:38.07
15.	910	Rowen, Hannah		33	F	F30-39	19:41.50
16.	1099	Howe, Caitlin		31	F	F30-39	19:43.24
17.	1200	Boughton, Christina		30	F	F30-39	19:49.36
18.	755	Bretz, Drew		14	M	M13-19	19:50.69
19.	1452	Brozek, Ryan		18	M	M13-19	20:01.79
20.	964	Foster, Nathaniel		35	M	M30-39	20:10.46
21.	1106	Foster, Nicholas		37	M	M30-39	20:21.13
22.	1118	Mendoza, Daniel		51	M	M50-59	20:21.61
23.	1189	Major Jr, Austin		18	M	M13-19	20:22.53
24.	1274	Cozzens, Maria		27	F	F20-29	20:25.31
25.	942	Anderson, Meredith		36	F	F30-39	20:36.05
26.	1122	Norman, Scott		27	M	M20-29	20:37.28
27.	1587	Bullard, Justin		47	M	M40-49	20:45.18
28.	1999	Dyson, Greg		40	M	M40-49	20:53.91
29.	1175	Kruse, David		44	M	M40-49	20:54.56
30.	722	Arce Ruiz, Agustin		27	M	M20-29	20:59.62
31.	1445	Foster, John		47	M	M40-49	21:15.22
32.	1183	Stauffer, Casey		26	M	M20-29	21:24.43
33.	1267	Leitzel, Benjamin		62	M	M60-69	21:30.78
34.	1084	Lehman, JD		28	M	M20-29	21:34.22
35.	1278	Sanford, John		56	M	M50-59	21:34.75
36.	1047	Bales, Harrison		15	M	M13-19	21:36.46
37.	1399	Leszczynski, Clayton		15	M	M13-19	21:37.30
38.	1465	Barr, Chris		39	M	M30-39	21:42.66
39.	923	Snyder, Derek		44	M	M40-49	21:54.39
40.	1253	Witkowski, Blair		47	M	M40-49	21:55.30
41.	424	Alvarado Ruiz, Christian		19	M	M13-19	21:57.03
42.	783	Eldridge, Kelly		46	F	F40-49	22:01.86
43.	1279	Durham, Collin		20	M	M20-29	22:03.72
44.	909	Lomas, Jesse		33	F	F30-39	22:05.11
45.	1597	Fleming, Cory		54	M	M50-59	22:11.10
















































2022 Turkey Trot

Overall Results

Place	Bib	Name	Nat.	Age	Gender	AG	Time
46.	1083	Lehman, Matt		25	M	M20-29	22:14.73
47.	1163	Brittain, Zachary		26	M	M20-29	22:15.07
48.	1995	Whitmore, Ashleigh		39	F	F30-39	22:15.88
49.	1482	Andrepoint, Daniel		41	M	M40-49	22:26.38
50.	788	Zajac, Cooper		15	M	M13-19	22:40.85
51.	1584	Ordonez, Terrence		33	M	M30-39	22:43.08
52.	930	Bradbury, Scott		51	M	M50-59	22:52.32
53.	1117	Mendoza, Heidi		15	F	F13-19	22:55.84
54.	710	Tierney, Casey		27	F	F20-29	23:00.28
55.	996	Norton, Gus		9	M	M0-12	23:02.29
56.	908	Matamoros, Mike		41	M	M40-49	23:02.60
57.	995	Norton, Spencer		40	M	M40-49	23:03.38
58.	943	Anderson, Mark		36	M	M30-39	23:06.39
59.	1176	Kruse, Charley		12	M	M0-12	23:07.64
60.	388	McClure, Maggie		22	F	F20-29	23:08.01
61.	1252	Carter, Larry		65	M	M60-69	23:27.22
62.	414	Johnson, Eric		46	M	M40-49	23:41.66
63.	787	Zajac, Chloe		15	F	F13-19	23:42.50
64.	415	Johnson, Taylor		11	F	F0-12	23:42.50
65.	1993	Elliott, Oliver		30	M	M30-39	23:56.20
66.	1145	Hill, Ashley		40	F	F40-49	23:57.54
67.	880	Weber, Jeffrey		41	M	M40-49	24:00.39
68.	1271	Rudolph, Jim		51	M	M50-59	24:05.88
69.	929	Frost, Brandy		48	F	F40-49	24:07.20
70.	967	Bickel, Timothy		19	M	M13-19	24:12.02
71.	1085	Lehman, Meg		26	F	F20-29	24:20.34
72.	1239	Lohr, Jonathan		51	M	M50-59	24:21.92
73.	752	Brown, Tanya		45	F	F40-49	24:26.02
74.	418	Foster, Kathleen		31	F	F30-39	24:26.28
75.	1435	Pace, Lyn		45	M	M40-49	24:42.23
76.	1131	Lopez, Ludovic		67	M	M60-69	24:50.52
77.	1485	Barton, Alex		20	M	M20-29	24:50.89
78.	1182	Stipp, Spencer		32	M	M30-39	24:52.12
79.	1459	Miller, Katelynn		31	F	F30-39	24:54.22
80.	435	Gogol, Peyton		13	M	M13-19	24:57.97
81.	1230	Richardson, Andy		46	M	M40-49	24:58.76
82.	729	Schutz, Adam		56	M	M50-59	25:01.70
83.	1430	DeBello, Gia		12	F	F0-12	25:04.92
84.	1277	Rooney, Tom		56	M	M50-59	25:06.32
85.	422	Mitchell, Nichole		43	F	F40-49	25:08.40
86.	398	Moxon, Eric		59	M	M50-59	25:14.22
87.	397	Moxon, Lauren		24	F	F20-29	25:14.30
88.	1100	Byrne, Bethany		45	F	F40-49	25:14.34
89.	1450	BROZEK, MATTHEW		48	M	M40-49	25:17.19
90.	1398	Leszczynski, Elena		17	F	F13-19	25:17.96
91.	1173	Wambeke, Dustin		50	M	M50-59	25:24.19
92.	1495	Kennedy, Sandy		62	F	F60-69	25:24.66
















































2022 Turkey Trot

Overall Results

Place	Bib	Name	Nat.	Age	Gender	AG	Time
93.	733	Johnson, Chase		8	M	M0-12	25:32.50
94.	1053	Durham, Brock		18	M	M13-19	25:33.22
95.	1052	Durham, Stephen		52	M	M50-59	25:33.62
96.	1431	DeBello, Nathan		11	M	M0-12	25:40.95
97.	413	Davis-cote, Roxanne		43	F	F40-49	25:42.98
98.	1397	Leszczynski, Matt		43	M	M40-49	25:44.44
99.	721	Arce Ruiz, Guillermo		30	M	M30-39	25:45.76
100.	1258	Witkowski, Moses		13	M	M13-19	25:46.23
101.	1140	Toles, Smathe		41	F	F40-49	25:48.91
102.	1433	DeBello, Eric		43	M	M40-49	25:53.05
103.	416	Comerford, Derek		58	M	M50-59	25:58.83
104.	437	Wenc, Gregory		45	M	M40-49	26:06.42
105.	1593	Harder, Scot		51	M	M50-59	26:07.68
106.	1181	Schmidtke, Maggie		30	F	F30-39	26:09.32
107.	1272	Rudolph, Ally		19	F	F13-19	26:10.04
108.	1115	Laudato, Michael		50	M	M50-59	26:10.38
109.	1574	Jernick, Ben		17	M	M13-19	26:12.44
110.	1273	Rudolph, Erin		14	F	F13-19	26:13.69
111.	1463	McIntire, Tristan		37	M	M30-39	26:14.32
112.	727	Larrea, Joshua Aaden		11	M	M0-12	26:17.23
113.	726	Larrea, Javier		40	M	M40-49	26:21.19
114.	979	Young, Lee		58	F	F50-59	26:32.46
115.	1440	Evans, Joe		42	M	M40-49	26:35.48
116.	1439	Evans, Sara		42	F	F40-49	26:35.56
117.	1390	Lanigan, Inna		38	F	F30-39	26:42.18
118.	396	Henry, James		12	M	M0-12	26:53.32
119.	433	Gogol, Nicholas		43	M	M40-49	26:53.43
120.	956	Duncan Diaz, Parker		54	M	M50-59	26:58.37
121.	731	Thomson, Ian		47	M	M40-49	27:01.48
122.	730	Thomson, Rachel		49	F	F40-49	27:01.56
123.	753	Bretz, Wesley		46	M	M40-49	27:10.31
124.	754	Bretz, Taylor		10	F	F0-12	27:10.92
125.	859	Dalon, Clay-Charles		16	M	M13-19	27:18.54
126.	926	Burrell, Trevor		33	M	M30-39	27:20.14
127.	1124	Trimmier, Knowlton		13	M	M13-19	27:27.21
128.	1102	Yurkovich, Peter		38	M	M30-39	27:31.22
129.	1454	Manley, Henry		20	M	M20-29	27:34.96
130.	1598	Nesser, Sasona		23	F	F20-29	27:35.94
131.	734	Gardner, A.J.		12	M	M0-12	27:36.63
132.	711	Brandt, David		67	M	M60-69	27:38.29
133.	391	Los, Patryk		19	M	M13-19	27:43.27
134.	782	Uffelman, Andrew		19	M	M13-19	27:44.08
135.	990	Reilman, Lisa		46	F	F40-49	27:46.76
136.	406	Ware, Meghan		41	F	F40-49	27:47.46
137.	970	Benton, Ryan		48	M	M40-49	27:48.56
138.	789	Waters, Kendra		29	F	F20-29	27:50.36
139.	1162	Brittain, Reagan		24	F	F20-29	27:53.59
















































2022 Turkey Trot

Overall Results

Place	Bib	Name	Nat.	Age	Gender	AG	Time
140.	434	Gogol, McCall		45	F	F40-49	27:58.18
141.	1092	Fishback, Ben		65	M	M60-69	28:02.88
142.	1180	Brubaker, Mark		33	M	M30-39	28:07.33
143.	1179	Greenway, Sally		32	F	F30-39	28:14.74
144.	732	Johnson, Natina		45	F	F40-49	28:19.16
145.	725	Larrea, Berenice		40	F	F40-49	28:20.32
146.	1400	Leszczynski, Audra		12	F	F0-12	28:21.76
147.	953	Brown, Annika		7	F	F0-12	28:24.69
148.	952	Brown, Kristin		47	F	F40-49	28:25.02
149.	412	Goorskey, Joe		43	M	M40-49	28:34.32
150.	1582	Sumner, Ainsley		18	F	F13-19	28:34.66
151.	1226	Byrum, Thomas		16	M	M13-19	28:39.51
152.	939	Baldwin, Ella		16	F	F13-19	28:39.82
153.	938	Baldwin, Suzanne		45	F	F40-49	28:39.93
154.	962	Sullivan, Alan		71	M	M70+	28:40.08
155.	381	Nesser, John		60	M	M60-69	28:41.44
156.	419	Dickerson, Anne		74	F	F70+	28:46.60
157.	1093	Ahsmann, Averl		33	F	F30-39	28:48.00
158.	1094	Logan, Elena		59	F	F50-59	28:48.04
159.	920	Jessee, Sally		67	F	F60-69	28:49.44
160.	436	Birch, Meredith		47	F	F40-49	28:50.46
161.	984	Michelsen, Oskar		27	M	M20-29	28:52.06
162.	1269	Brandt, Avery		13	F	F13-19	28:53.70
163.	1268	Brandt, Chris		40	M	M40-49	28:53.71
164.	402	Wilson, Patricia		56	F	F50-59	29:00.67
165.	925	Burrell, Ashley		29	F	F20-29	29:00.72
166.	1098	Owen, Canyon		10	M	M0-12	29:07.10
167.	1095	Owen, Dale		43	M	M40-49	29:08.34
168.	1104	Woda, Tiffany		34	F	F30-39	29:13.70
169.	1051	Dadamo, Gavin		26	M	M20-29	29:14.67
170.	735	Scoggins, Cherie		44	F	F40-49	29:16.29
171.	1225	Byrum, Dustin		47	M	M40-49	29:18.94
172.	989	Lorenzo, Salvador		40	M	M40-49	29:23.06
173.	756	Compton, Witt		19	M	M13-19	29:23.20
174.	927	Keideth, John		52	M	M50-59	29:28.10
175.	1276	Trodgon, Camden		8	M	M0-12	29:29.55
176.	797	Volz, Stephen		32	M	M30-39	29:30.36
177.	1257	Witkowski, Jude		14	M	M13-19	29:32.28
178.	723	Ruiz, Janie		27	F	F20-29	29:37.72
179.	715	Trogdon, Susan		59	F	F50-59	29:40.21
180.	716	Chapman, Jessie		42	F	F40-49	29:41.64
181.	1580	Sumner, Jack		17	F	F13-19	29:43.74
182.	1449	Aguirre, Violeta		41	F	F40-49	29:44.60
183.	963	Parsons, Linda		60	F	F60-69	29:52.14
184.	1250	Peterson, Bob		54	M	M50-59	29:53.02
185.	1249	Londono, Rafael		53	M	M50-59	29:53.52
186.	1097	Owen, Sky Aurelia		9	F	F0-12	29:55.50
















































2022 Turkey Trot

Overall Results

Place	Bib	Name	Nat.	Age	Gender	AG	Time
187.	1434	Hogewood, Mark		54	M	M50-59	29:56.90
188.	1082	Johnson, Caleb		10	M	M0-12	30:03.36
189.	1081	Johnson, Brad		43	M	M40-49	30:03.44
190.	382	Nesser, Zarah		26	F	F20-29	30:04.78
191.	1256	Witkowski, Rose		16	F	F13-19	30:13.04
192.	1986	Navarro, Megan		34	F	F30-39	30:14.52
193.	1987	Navarro, Jerry		47	M	M40-49	30:14.66
194.	1600	Nesser, Brigitte		62	F	F60-69	30:18.09
195.	872	Lackman, Janie		52	F	F50-59	30:19.43
196.	1487	Poppe, Jerrod		39	M	M30-39	30:21.04
197.	1388	Ballenger, Paul		45	M	M40-49	30:23.95
198.	766	Reaves, Amber		28	F	F20-29	30:25.10
199.	1389	Decker, Kristin		47	F	F40-49	30:26.62
200.	1428	DeBello, Sarah		48	F	F40-49	30:37.78
201.	1245	Clark, Jonathan		30	M	M30-39	30:40.83
202.	704	McGahee, AnnGarner		33	F	F30-39	30:42.60
203.	707	McGahee, Hunter		30	M	M30-39	30:42.74
204.	796	Sullivan, Nikole		40	F	F40-49	30:43.19
205.	955	Brown, Samantha		11	F	F0-12	30:43.70
206.	1096	Owen, Clement		17	M	M13-19	30:51.43
207.	1248	Pellegrino, Sophia		17	F	F13-19	30:51.50
208.	791	Smith, Jack		61	M	M60-69	30:55.78
209.	395	Henry, Arthur		10	M	M0-12	30:59.10
210.	1998	Dyson, Emmett		9	M	M0-12	31:02.33
211.	392	Thorsen, Anne		20	F	F20-29	31:06.07
212.	1156	Conn, Millie		21	F	F20-29	31:09.24
213.	771	Boggs, Sydney		29	F	F20-29	31:09.60
214.	394	Henry, Daniel		49	M	M40-49	31:13.82
215.	974	Gallup, Suzanne		77	F	F70+	31:16.02
216.	1261	Cooney, Terahn		48	F	F40-49	31:17.18
217.	1194	Howell, Katie		40	F	F40-49	31:17.72
218.	1195	Howell, Emily Scott		9	F	F0-12	31:17.94
219.	960	Hartnett, Kristen		67	F	F60-69	31:18.22
220.	1227	Byrum, Lucy		13	F	F13-19	31:18.62
221.	1575	Jernick, Elizabeth		20	F	F20-29	31:21.01
222.	895	Doster, Annabell		10	F	F0-12	31:22.07
223.	739	Orsen, Kristen		53	F	F50-59	31:32.28
224.	851	Dalon, Mason		21	M	M20-29	31:34.49
225.	1113	Olesen, Christian		59	M	M50-59	31:36.98
226.	931	Pierce, Kenneth		60	M	M60-69	31:42.33
227.	1457	Callahan, Ryan		31	M	M30-39	31:54.80
228.	1275	Kinnard, Grace		35	F	F30-39	31:56.31
229.	1101	Contreras, Michael		27	M	M20-29	32:00.49
230.	717	Chapman, Amorette		13	F	F13-19	32:23.83
231.	1579	Dean, Kelly		41	F	F40-49	32:27.52
232.	1223	Schuster, Michael		27	M	M20-29	32:29.48
233.	961	Watkins, Janet		65	F	F60-69	32:37.79
















































2022 Turkey Trot

Overall Results

Place	Bib	Name	Nat.	Age	Gender	AG	Time
234.	913	Oskvig, Devon		41	F	F40-49	32:39.80
235.	983	Franklin, Emily		27	F	F20-29	32:39.80
236.	724	Rodriguez, Dylan		16	M	M13-19	32:54.02
237.	2001	Witkowski, Cecilia		9	F	F0-12	32:59.55
238.	1114	McHugh, Elena		30	F	F30-39	33:06.81
239.	794	Venable, Melissa		54	F	F50-59	33:13.83
240.	1050	D'Adamo, Jena		27	F	F20-29	33:17.55
241.	751	Seremak, Kelly		52	F	F50-59	33:42.83
242.	1091	Cushman, Susan		15	F	F13-19	33:47.46
243.	976	Laing, Kathy		59	F	F50-59	33:48.98
244.	1466	Barr, David		14	M	M13-19	33:52.88
245.	1011	Clyburn, Kristen		30	F	F30-39	34:06.65
246.	884	Verheyden, Julia		12	F	F0-12	34:07.76
247.	916	Bossak, Stella		6	F	F0-12	34:13.53
248.	917	Bossak, Nicole		37	F	F30-39	34:13.96
249.	1049	Hutchison, Weslie		6	F	F0-12	34:15.52
250.	1048	Hutchison, Jonathan		38	M	M30-39	34:15.58
251.	1160	Nalwasky, emily		25	F	F20-29	34:16.15
252.	1161	Stockert, Joe		25	M	M20-29	34:16.73
253.	1157	Nalwasky, Kenneth		58	M	M50-59	34:17.83
254.	1103	Chamberlin, Kristin		32	F	F30-39	34:19.18
255.	954	Brown, Hudson		13	M	M13-19	34:30.15
256.	409	Smith, Benjamin		33	M	M30-39	34:34.75
257.	408	Smith, Cara		32	F	F30-39	34:34.95
258.	1177	bonturi, joe		67	M	M60-69	34:46.28
259.	1488	Schott, Michelle		45	F	F40-49	34:55.75
260.	423	Stephens, Dewayne		47	M	M40-49	34:56.79
261.	1500	Creaven, Bethany		21	F	F20-29	35:01.35
262.	1499	Bolden, Asa		21	M	M20-29	35:01.48
263.	1578	Jernick, Kathryn		22	F	F20-29	35:02.84
264.	1137	Henning, Christine		45	F	F40-49	35:05.30
265.	940	Foster, Philip		67	M	M60-69	35:12.40
266.	1105	Murray, Samantha		29	F	F20-29	35:12.97
267.	417	Foster, Andrew		33	M	M30-39	35:14.45
268.	427	Smith, Regina		36	F	F30-39	35:15.74
269.	922	Snyder, Nina		68	F	F60-69	35:21.17
270.	1174	Wambeke, Tal		20	M	M20-29	35:22.48
271.	881	Weber, Kaitlin		38	F	F30-39	35:23.12
272.	425	Young, Amanda		36	F	F30-39	35:23.50
273.	426	Young, Paul		38	M	M30-39	35:23.83
274.	1045	Blackston, Ella		11	F	F0-12	35:24.74
275.	1032	Blackston, Kelley		44	F	F40-49	35:24.80
276.	1130	Sturup Comeau, Galen		35	M	M30-39	35:26.29
277.	946	PIERCE, KATELYNN		31	F	F30-39	35:30.62
278.	947	Pierce, Daniel		34	M	M30-39	35:30.69
279.	1166	Mackey, Lantz		11	M	M0-12	35:38.93
280.	1167	Mackey, Ashleigh		9	F	F0-12	35:40.02
















































2022 Turkey Trot

Overall Results

Place	Bib	Name	Nat.	Age	Gender	AG	Time
281.	1471	Bowers, Morgan		27	F	F20-29	35:41.32
282.	1472	Bowers, Adam		28	M	M20-29	35:41.85
283.	1464	Barr, Christine		42	F	F40-49	35:46.35
284.	969	Bickel, Timothy		50	M	M50-59	35:48.62
285.	968	Bickel, Timothy		52	F	F50-59	35:48.82
286.	1586	Drafts, Pam		65	F	F60-69	35:49.38
287.	1585	Drafts, Abby		10	F	F0-12	35:49.49
288.	959	Bridgers, Cathy		63	F	F60-69	35:53.32
289.	1169	Labre, Lili		23	F	F20-29	35:53.82
290.	1165	Mackey, Laura		38	F	F30-39	35:54.26
291.	785	Klepesky, Jenifer		46	F	F40-49	36:06.41
292.	934	Murdock, Sullivan		23	M	M20-29	36:10.22
293.	1153	DeBardelaben, Dana		53	F	F50-59	36:18.43
294.	1146	Young, Carl		35	M	M30-39	36:20.31
295.	1236	Camp, Candace		52	F	F50-59	36:22.80
296.	768	Hamilton, Melissa		52	F	F50-59	36:23.63
297.	769	Livingston, Jack		27	M	M20-29	36:23.72
298.	770	Vincent, Taylor		25	F	F20-29	36:23.85
299.	1470	Jones, Kathryn		43	F	F40-49	36:25.91
300.	703	McGahee, Mack		67	M	M60-69	36:27.95
301.	932	Masalin, Katie		53	F	F50-59	36:53.42
302.	1240	Fanter, Kevin		37	M	M30-39	36:53.95
303.	767	Hartley, Tina		53	F	F50-59	36:56.23
304.	701	Cushman, Brittany		29	F	F20-29	37:05.15
305.	384	McClure, Tim		60	M	M60-69	37:07.61
306.	889	Ferguson, Kristen		39	F	F30-39	37:08.35
307.	1107	Cline, David		58	M	M50-59	37:11.08
308.	1152	Giles, Robin		59	F	F50-59	37:14.75
309.	750	Seremak, Ken		60	M	M60-69	37:16.38
310.	1565	Cox, Traci		39	F	F30-39	37:17.22
311.	1566	Cox, Jason		40	M	M40-49	37:17.40
312.	1069	Bingham, Keith		48	M	M40-49	37:18.43
313.	1453	Manley, Sloan		53	F	F50-59	37:29.40
314.	1184	Fotsch, Felicia		29	F	F20-29	37:50.27
315.	918	Barnett, Clyde		75	M	M70+	37:56.98
316.	1178	Orozco-Rico, Alma		21	F	F20-29	37:58.73
317.	1996	Whitmore, Maxwell		9	M	M0-12	38:18.39
318.	2000	Davis, Anne		27	F	F20-29	38:19.46
319.	1119	Goodrich, Kairsti		30	F	F30-39	38:19.66
320.	1596	Heisel, Julie		61	F	F60-69	38:27.65
321.	1222	Sisneros, Jodi		37	F	F30-39	38:36.03
322.	1192	Rohlf, Renee		29	F	F20-29	38:36.09
323.	1132	McGinty, Catherine		27	F	F20-29	38:36.67
324.	1229	Schuster, Henry		65	M	M60-69	38:51.31
325.	720	Ruiz, Marilyn		26	F	F20-29	39:02.74
326.	1997	Dyson, Sarah		39	F	F30-39	39:11.96
327.	1046	Mobley, Jennifer		39	F	F30-39	39:12.23
















































2022 Turkey Trot

Overall Results

Place	Bib	Name	Nat.	Age	Gender	AG	Time
328.	1458	Bricker, Georjean		57	F	F50-59	39:16.86
329.	1087	Jenkinson, Brett		24	M	M20-29	39:26.36
330.	975	Laing, Michael		65	M	M60-69	39:29.92
331.	958	Kudolla, Dana		42	F	F40-49	39:38.88
332.	1086	Jenkinson, Lindsay		26	F	F20-29	39:45.28
333.	1089	Graff, Seth		50	M	M50-59	39:45.36
334.	877	Williams, Ashleigh		36	F	F30-39	39:51.98
335.	1254	Witkowski, Myles		2	M	M0-12	40:20.39
336.	1255	Witkowski, Jennifer		47	F	F40-49	40:20.46
337.	699	Wyrick, Seth		23	M	M20-29	40:38.37
338.	698	Bell, Danika		23	F	F20-29	40:38.43
339.	1484	Barton, Irene		57	F	F50-59	41:00.35
340.	1486	Barton, Steve		57	M	M50-59	41:00.48
341.	429	Smith, Lillian		15	F	F13-19	41:06.22
342.	1247	Sullivan, Kristi		40	F	F40-49	41:23.38
343.	1451	BROZEK, Pamela		51	F	F50-59	41:24.55
344.	719	Chapman, Dylan		15	M	M13-19	41:53.84
345.	1992	Duensing, Thirza		70	F	F70+	41:54.25
346.	718	Chapman, Brian		43	M	M40-49	42:19.25
347.	428	Smith, Kaylyn		12	F	F0-12	42:24.93
348.	978	Fabian, LaNelle		49	F	F40-49	42:29.17
349.	965	Connolly, Jana		61	F	F60-69	42:40.32
350.	438	Hollis, Emily		10	F	F0-12	42:51.87
351.	1483	Hatfield, Martin		64	M	M60-69	43:05.23
352.	1570	Patrick, Mackenzie		30	F	F30-39	43:06.50
353.	1168	Mackey, Zoe		6	F	F0-12	43:14.71
354.	1164	Schulte, Greg		64	M	M60-69	43:16.33
355.	1135	Webber, Kaydon		7	M	M0-12	43:42.34
356.	1134	Webber, Kayla		31	F	F30-39	43:42.71
357.	1191	Rhodes, Jack		8	M	M0-12	44:02.07
358.	1190	Rhodes, Ashley		40	F	F40-49	44:16.21
359.	393	Trask, Mary		45	F	F40-49	44:17.09
360.	1224	Byrum, Christine		45	F	F40-49	44:23.34
361.	1228	Byrum, Henry		8	M	M0-12	44:23.34
362.	928	Keideth, Jodi		56	F	F50-59	44:43.83
363.	776	Heid, Ava		16	F	F13-19	45:01.15
364.	774	Heid, Susan		51	F	F50-59	45:02.28
365.	948	Tyne, Myka		64	F	F60-69	45:11.59
366.	421	Moon, Michael		57	M	M50-59	45:42.25
367.	899	Lindquist, Mike		36	M	M30-39	45:48.69
368.	900	Lindquist, Riley		8	F	F0-12	45:48.89
369.	775	Heid, James		46	M	M40-49	45:52.63
370.	400	Moxon, Christine		59	F	F50-59	45:57.45
371.	980	Glennon, william		68	M	M60-69	46:07.85
372.	1991	Lambert, Lauren		38	F	F30-39	46:09.37
373.	1990	Lambert, Natalie		11	F	F0-12	46:09.41
374.	862	Hutchinson, Kamila		28	F	F20-29	46:12.83
















































2022 Turkey Trot

Overall Results

Place	Bib	Name	Nat.	Age	Gender	AG	Time
375.	861	Hutchinson, Jordan		40	M	M40-49	46:13.78
376.	972	Benton, Zoe		18	F	F13-19	46:18.57
377.	874	Crump, Michael		31	M	M30-39	46:21.17
378.	737	Roe, Chad		52	M	M50-59	46:22.64
379.	439	Andrews, Jarrod		36	M	M30-39	46:26.61
380.	1426	Boughton, Mark		31	M	M30-39	46:27.23
381.	1427	Boughton, Olivia-Kate		7	F	F0-12	46:27.33
382.	1234	Bissell, Ashley		35	F	F30-39	46:29.87
383.	966	Connolly, Mike		63	M	M60-69	46:36.11
384.	1251	Farfan, Guadalupe		56	F	F50-59	46:39.63
385.	795	Petitgout, Rob		65	M	M60-69	47:17.48
386.	987	Unger, Kathy		77	F	F70+	47:52.09
387.	1060	Zelten, Stacey		51	F	F50-59	48:34.27
388.	901	Lindquist, Taylor		6	F	F0-12	48:38.67
389.	896	Lindquist, Mavis		7	F	F0-12	48:38.71
390.	898	Lindquist, Alyssa		34	F	F30-39	48:38.85
391.	759	Compton, Steve		56	M	M50-59	48:39.89
392.	757	Compton, Nancy		50	F	F50-59	48:39.89
393.	758	Compton, Alex		17	F	F13-19	48:39.89
394.	985	Franklin, Alex		23	M	M20-29	48:51.69
395.	986	Cherry, Taylor		25	F	F20-29	48:51.69
396.	705	McGahee, Brian		37	M	M30-39	49:00.85
397.	779	Sargent, Lily		14	F	F13-19	49:03.79
398.	778	Sargent, Lydia		12	F	F0-12	49:04.09
399.	702	Doran, Kathleen		66	F	F60-69	49:04.49
400.	1193	Parsons, Debi		62	F	F60-69	49:04.77
401.	1444	Schnaubelt, Laurie		63	F	F60-69	49:11.75
402.	407	Thomas, Bobbie		64	F	F60-69	49:13.15
403.	706	Raheja, Dave		35	M	M30-39	49:23.33
404.	708	mcGahee, Julia		26	F	F20-29	49:34.14
405.	1498	Bolden, Celeste		20	F	F20-29	49:51.43
406.	1266	Brownlee, Kara		11	F	F0-12	50:03.18
407.	1264	Brownlee, Sophia		12	F	F0-12	50:03.32
408.	1467	Graves, Diana		45	F	F40-49	50:13.23
409.	1468	Nolan, Maggie		64	F	F60-69	50:13.63
410.	875	Uffelman, Susan		55	F	F50-59	50:24.38
411.	390	Morris, Abby		68	F	F60-69	50:28.21
412.	1474	Muth, Wolf		9	M	M0-12	50:28.27
413.	764	Heim, Susan		58	F	F50-59	50:37.96
414.	1241	Fanter, Courtney		39	F	F30-39	50:43.87
415.	1473	Beach, Phyllis		60	F	F60-69	50:52.56
416.	1437	Albrecht, Vertie		61	F	F60-69	50:54.44
417.	1438	Flewelling, Angelica		57	F	F50-59	50:54.64
418.	907	Lee, Walker		5	F	F0-12	51:07.08
419.	902	Lee, David		37	M	M30-39	51:07.86
420.	981	Franklin, Amy		56	F	F50-59	51:15.64
421.	973	Benton, Tucker		20	M	M20-29	51:16.69
















































2022 Turkey Trot

Overall Results

Place	Bib	Name	Nat.	Age	Gender	AG	Time
422.	1090	Jenkinson, Brian		62	M	M60-69	51:21.95
423.	1088	Jenkinson, Evelyn		57	F	F50-59	51:26.01
424.	1235	Sexton, Linda		69	F	F60-69	51:26.22
425.	780	Speicher, Sue Ellen		46	F	F40-49	51:28.49
426.	1057	Guest, Stephanie		51	F	F50-59	51:34.57
427.	790	Green, Brayden		11	M	M0-12	51:37.30
428.	792	Jones, Mimi		57	F	F50-59	51:43.37
429.	988	Unger, Dick		77	M	M70+	51:51.63
430.	998	Beach, John		33	M	M30-39	51:51.77
431.	997	Mascaro, Merryn		29	F	F20-29	51:53.93
432.	982	Unger, Dottie		49	F	F40-49	51:57.58
433.	971	Benton, Kerry		49	F	F40-49	51:57.89
434.	1594	Hatder, Layne		19	F	F13-19	52:15.27
435.	1595	Harder, Alexis		25	F	F20-29	52:15.71
436.	1109	Davis, Casey		30	M	M30-39	52:16.49
437.	1110	Davis, Sydney		29	F	F20-29	52:16.49
438.	1592	Harder, Jayne		52	F	F50-59	52:17.59
439.	1138	O'Daniel, Christy		39	F	F30-39	52:20.99
440.	1123	Trimmier, Lindsey		40	F	F40-49	52:21.16
441.	878	Weber, Roberta		70	F	F70+	52:26.77
442.	879	Weber, William		70	M	M70+	53:02.48
443.	420	Moon, Victoria		63	F	F60-69	53:24.57
444.	1067	Powers, Dan		61	M	M60-69	53:31.37
445.	876	Smoak, Mary		54	F	F50-59	53:32.10
446.	1066	Kassubu, Lisa		55	F	F50-59	53:32.22
447.	1988	Provost, John		68	M	M60-69	53:33.18
448.	1989	Provost, Shawn		68	F	F60-69	53:34.90
449.	1237	Thompson, Cheyenne		22	F	F20-29	53:35.02
450.	1136	Ares-Cazares, Carolina		44	F	F40-49	53:38.65
451.	950	Douglas, Margie		54	F	F50-59	53:52.00
452.	951	Babalis, Judi		60	F	F60-69	53:52.49
453.	1263	Brownlee, Joe		54	M	M50-59	53:58.51
454.	1265	Brownlee, Renee		49	F	F40-49	53:59.67
455.	1142	I Oconnell, Ronda		62	F	F60-69	54:01.13
456.	1121	martin, phebe		25	M	M20-29	54:01.54
457.	1120	martin, laurie		63	F	F60-69	54:02.45
458.	1442	Rose-Belcher, Stephanie		58	F	F50-59	54:05.77
459.	1443	Belcher, Vickie		27	F	F20-29	54:06.00
460.	1985	Conn, Jr., Harry		85	M	M70+	54:15.74
461.	1577	Jernick, Scott		52	M	M50-59	54:24.36
462.	1576	Jernick, Lynn		49	F	F40-49	54:24.45
463.	944	North, Alex		55	M	M50-59	54:40.48
464.	883	Nettles, Brite		40	F	F40-49	54:41.34
465.	945	North, Molly		49	F	F40-49	54:47.19
466.	387	McClure, Delany		27	F	F20-29	54:52.76
467.	1281	Fulp, Janice		66	F	F60-69	54:58.19
468.	431	Smith, Allison		8	F	F0-12	54:58.40













































2022 Turkey Trot

Overall Results

Place	Bib	Name	Nat.	Age	Gender	AG	Time
469.	1496	Bolden, Dana		55	M	M50-59	54:59.82
470.	863	Price, Robin		59	F	F50-59	55:00.28
471.	1497	Bolden, Leslie		56	F	F50-59	55:00.57
472.	1056	Baucome, Gina		58	F	F50-59	55:00.78
473.	1059	Necker, Vickie		64	F	F60-69	55:00.96
474.	738	Roe, Evan		20	M	M20-29	55:15.64
475.	870	Ottinger, Nellie		6	F	F0-12	55:23.55
476.	736	Roe, Pamela		51	F	F50-59	55:26.70
477.	871	Crump, Elaine		64	F	F60-69	55:27.48
478.	873	Ottinger, Kelly		36	F	F30-39	55:27.51
479.	1187	Schmidt, Terry		70	F	F70+	55:43.65
480.	1185	Amaral, Ida		69	F	F60-69	55:44.30
481.	411	Goorskey, Henry		11	M	M0-12	55:47.09
482.	1143	Nettles, Allie		19	F	F13-19	55:48.91
483.	762	Elkins, Kimberley		56	F	F50-59	56:03.69
484.	763	Whitmer, Kelli		54	F	F50-59	56:03.83
485.	404	Beall, Susan		57	F	F50-59	56:24.42
486.	405	Beall, Chris		57	M	M50-59	56:25.08
487.	1573	Roll, Dana		55	F	F50-59	56:29.59
488.	1231	Toombs, Melody		49	F	F40-49	56:50.54
489.	1232	Weatherford, Taylor		27	F	F20-29	56:50.93
490.	1144	Holak, Mitchell		57	M	M50-59	56:53.16
491.	1469	Jones, Chris		45	M	M40-49	56:53.86
492.	860	Funk, LaChelle		50	F	F50-59	56:55.04
493.	1238	Thompson, Annalee		20	F	F20-29	56:56.02
494.	1260	Muntz, Brenda		69	F	F60-69	57:06.95
495.	1569	Cavin, Rod		56	M	M50-59	57:14.34
496.	1568	Cavin, Kelly		62	F	F60-69	57:15.95
497.	1172	Conlon, Calvin		9	M	M0-12	57:25.88
498.	1170	Conlon, Andrew		40	M	M40-49	57:26.34
499.	700	Bell, Hannah		20	F	F20-29	57:32.24
500.	430	Smith, Randall		37	M	M30-39	57:39.80
501.	1599	Nesser, Arik		20	M	M20-29	57:44.66
502.	869	Barker, Taylor		14	F	F13-19	58:00.60
503.	867	Barker, Katie		41	F	F40-49	58:00.98
504.	868	hutchison, Ashley		37	F	F30-39	58:02.10
505.	1984	Williams, Trey		29	M	M20-29	58:06.10
506.	747	Wehrle, Tom		80	M	M70+	58:17.91
507.	745	Mayhugh, Tim		60	M	M60-69	58:17.96
508.	1572	Sevy, Bailey		29	F	F20-29	58:22.10
509.	742	Althoff, Jeff		61	M	M60-69	58:22.24
510.	1133	Althoff, David		81	M	M70+	58:22.30
511.	1233	Bloomel, Jenna		27	F	F20-29	58:26.54
512.	1171	Cherington, Marsha		73	F	F70+	58:29.85
513.	1151	Linnenbrink, James		7	M	M0-12	58:47.72
514.	1149	Linnenbrink, Monica		43	F	F40-49	58:48.29
515.	891	Cook, Carter		25	F	F20-29	58:51.02

2022 Turkey Trot

Overall Results

Place	Bib	Name	Nat.	Age	Gender	AG	Time
516.	890	Cook, Kathy		51	F	F50-59	58:57.43
517.	432	Smith, Madelyn		7	F	F0-12	59:15.18
518.	906	Grainger, Stuart		66	M	M60-69	59:15.25
519.	410	Goorskey, Laura		42	F	F40-49	59:44.32
520.	1446	Comins, Lisa		62	F	F60-69	59:53.60
521.	905	Grainger, Catherine		31	F	F30-39	1:00:00.53
522.	403	Dallas, Caroline		31	F	F30-39	1:00:01.23
523.	904	Lee, Anne Tyson		36	F	F30-39	1:00:01.84
524.	1150	Linnenbrink, BJ		44	M	M40-49	1:00:03.19
525.	1147	Young, Alice		36	F	F30-39	1:00:04.28
526.	1148	Young, Annabelle		6	F	F0-12	1:00:04.38
527.	1158	Nalwasky, Holly		60	F	F60-69	1:00:18.21
528.	1159	Nalwasky, Ethan		23	M	M20-29	1:00:18.56
529.	786	Zajac, Leah		46	F	F40-49	1:01:29.80
530.	941	Wright, Elisabeth		41	F	F40-49	1:01:31.76
531.	1448	Plunkett, Darcie		48	F	F40-49	1:01:31.82
532.	728	Zajac, Robert		45	M	M40-49	1:01:44.74
533.	1391	Moore, Rod		62	M	M60-69	1:02:03.89
534.	1283	Bingham, Elijah		43	M	M40-49	1:02:37.03
535.	1070	First Federal Bank, One					1:02:38.64
536.	1387	Garcia Pineros, Luzma		23	F	F20-29	1:03:12.87
537.	798	Wright, Elaine		72	F	F70+	1:03:15.10
538.	1386	Sexton, Katie		41	F	F40-49	1:03:15.30
539.	1489	Woodlock, Maureen		67	F	F60-69	1:03:23.32
540.	1490	Woodlock, Kevin		64	M	M60-69	1:03:23.38
541.	383	Klava, Tyler		29	M	M20-29	1:03:28.39
542.	894	Burke, Grayson		11	M	M0-12	1:03:31.82
543.	887	Lewis, Madeline		7	F	F0-12	1:03:32.96
544.	885	Lewis, Beth		41	F	F40-49	1:03:33.56
545.	892	Burke, Debbie		50	F	F50-59	1:03:48.71
546.	893	Burke, Travis		50	M	M50-59	1:03:50.41
547.	749	Swiger, Darren		31	M	M30-39	1:03:54.96
548.	748	Pierce, Gretchen		52	F	F50-59	1:03:56.29
549.	1492	Woodlock, Dan		35	M	M30-39	1:04:01.71
550.	1491	Strawhorn, Rebecca		36	F	F30-39	1:04:02.22
551.	1270	Tetreault, Colette		52	F	F50-59	1:04:42.28
552.	924	Mikesh, Kyle		28	M	M20-29	1:04:43.69
553.	921	Rogers, Elizabeth		32	F	F30-39	1:04:47.70
554.	914	Rogers, John		67	M	M60-69	1:05:01.23
555.	915	Rogers, Sandra		67	F	F60-69	1:05:04.53
556.	746	Wehrle, Karen		79	F	F70+	1:06:25.83
557.	744	Mayhugh, Becky		56	F	F50-59	1:06:33.22
558.	781	Sargent, Twig		49	M	M40-49	1:07:52.01
559.	777	Sargent, Joanna		47	F	F40-49	1:08:02.78

Number of records: 559