
























































































2022 Swing Bridge 5k

Overall Results 5k

Place	Bib	Name	Nat.	Age	Gender	AG	Time	Pace
5k								
1.	279	Kaufman, Noah		17	M	M13-19	17:31.63	5:39
2.	382	Wright, Jackson		13	M	M13-19	17:39.55	5:41
3.	1115	McDivitt, David		15	M	M13-19	18:25.15	5:56
4.	387	Wright, Abram		11	M	M0-12	18:57.62	6:06
5.	318	Reedy, Daniel		17	M	M13-19	18:59.79	6:07
6.	1114	Zoller, Brad		45	M	M40-49	19:04.30	6:09
7.	1081	Baisch, Greg		46	M	M40-49	19:23.28	6:15
8.	319	Stone, Caleb		17	M	M13-19	19:29.58	6:17
9.	183	Fleming, Cory		54	M	M50-59	19:36.90	6:19
10.	283	Tollerton, Ashton		16	M	M13-19	19:40.33	6:20
11.	449	Roell, Raimund		15	M	M13-19	19:41.66	6:21
12.	1071	Tobin, Josiah		32	M	M30-39	19:49.36	6:23
13.	1009	Durham, Stephen		52	M	M50-59	19:51.73	6:24
14.	331	Zoller, Kristina		42	F	F40-49	19:52.63	6:24
15.	1005	Baker, Caleb		12	M	M0-12	20:04.79	6:28
16.	320	Moore, Sam		17	M	M13-19	20:06.51	6:29
17.	288	Vance, Kennedy		13	M	M13-19	20:09.78	6:30
18.	1049	Prothro, Stephanie		38	F	F30-39	20:14.94	6:31
19.	322	Cochrane, William		15	M	M13-19	20:17.67	6:32
20.	841	Cozzens, Maria		27	F	F20-29	20:19.33	6:33
21.	424	Sparling, JJ		22	F	F20-29	20:20.00	6:33
22.	268	bridge, Mike		38	M	M30-39	20:20.13	6:33
23.	334	Norman, Scott		27	M	M20-29	20:21.46	6:34
24.	254	Jurjans, Jefferson		18	M	M13-19	20:26.56	6:35
25.	414	Anderson, Meredith		36	F	F30-39	20:32.22	6:37
26.	323	Gardner, Preston		15	M	M13-19	20:39.78	6:39
27.	138	Eden, Patrick		34	M	M30-39	20:45.20	6:41
28.	282	Taylor, Dawson		16	M	M13-19	20:52.80	6:44
29.	381	Leszczynski, Clayton		14	M	M13-19	20:56.22	6:45
30.	512	Roell, Collin		21	M	M20-29	20:58.90	6:46
31.	324	Mark, Joshua		15	M	M13-19	21:02.22	6:47
32.	281	Mau, Jack		16	M	M13-19	21:04.07	6:47
33.	388	Wright, Boaz		9	M	M0-12	21:05.01	6:48
34.	256	Bales, Harrison		15	M	M13-19	21:16.85	6:51
35.	1116	Leitzel, Ben		62	M	M60-69	21:24.45	6:54
36.	368	Keisling, Ashleigh		17	F	F13-19	21:27.58	6:55
37.	119	Stewart, Parker		7	M	M0-12	21:33.26	6:57
38.	255	Duberley, John		34	M	M30-39	21:33.73	6:57
39.	321	Moseley, Charlie		17	M	M13-19	21:45.81	7:01
40.	1076	Mac, Joe		52	M	M50-59	21:48.34	7:02
41.	136	Salley, Bryant		15	F	F13-19	21:50.29	7:02
42.	120	Johnson, Nick		41	M	M40-49	21:51.13	7:02
43.	1084	Schein, William		15	M	M13-19	21:59.55	7:05
44.	354	Wilson, Hamilton		42	M	M40-49	22:05.32	7:07
45.	299	cruz, Bryant		14	M	M13-19	22:10.56	7:09













































2022 Swing Bridge 5k

Overall Results 5k

Place	Bib	Name	Nat.	Age	Gender	AG	Time	Pace
46.	379	Wright, Genesis		7	F	F0-12	22:12.80	7:09
47.	260	Thompson, Elise		12	F	F0-12	22:16.28	7:11
48.	122	Barr, Chris		39	M	M30-39	22:17.77	7:11
49.	280	Hobart, Will		17	M	M13-19	22:21.95	7:12
50.	133	Jones, Kathryn		43	F	F40-49	22:22.82	7:13
51.	366	Miles, Cameron		11	M	M0-12	22:24.84	7:13
52.	121	Mcgee, Roger		58	M	M50-59	22:25.55	7:14
53.	383	Conner, Cy		13	M	M13-19	22:26.88	7:14
54.	328	Kaylor, Peyton		13	F	F13-19	22:37.01	7:17
55.	264	Pearce, Harper		13	M	M13-19	22:40.98	7:19
56.	294	Edgerton, Brannon		32	F	F30-39	22:47.75	7:21
57.	1011	Mickel, Wesley		15	M	M13-19	22:48.00	7:21
58.	291	Ingolia, Chris		27	M	M20-29	22:50.47	7:22
59.	1106	Pacosky, Albert		36	M	M30-39	22:51.22	7:22
60.	128	Whitmore, Ashleigh		39	F	F30-39	22:55.88	7:23
61.	177	Nelson, Meredith		54	F	F50-59	22:57.80	7:24
62.	1118	Cope, Lee		53	M	M50-59	22:59.61	7:25
63.	431	Waninger, Wil		34	M	M30-39	23:03.46	7:26
64.	1093	Drafts, Pam		65	F	F60-69	23:06.49	7:27
65.	147	Copeland, Benjamin		46	M	M40-49	23:06.74	7:27
66.	380	Ireland, Samuel		15	M	M13-19	23:07.21	7:27
67.	290	Hobart, Chuck		53	M	M50-59	23:11.28	7:28
68.	276	Strebe, Ryan		12	M	M0-12	23:21.97	7:32
69.	406	Wiesenmayer, Emily		24	F	F20-29	23:22.85	7:32
70.	301	Cruz-Castillo, Christian		14	M	M13-19	23:31.97	7:35
71.	373	Snyder, Elisabeth		13	F	F13-19	23:41.88	7:38
72.	110	Sackman, Michelle		51	F	F50-59	23:43.53	7:39
73.	148	Bradham, Logan		14	M	M13-19	23:45.40	7:39
74.	1103	Bass, Christopher		47	M	M40-49	23:53.23	7:42
75.	411	Marquardt, Ethan		19	M	M13-19	23:57.61	7:43
76.	265	steen, Christy		48	F	F40-49	24:07.14	7:46
77.	357	Filip, Gunner		13	M	M13-19	24:09.27	7:47
78.	152	Byers, Amanda		35	F	F30-39	24:12.36	7:48
79.	386	Wilson, John		10	M	M0-12	24:15.71	7:49
80.	277	pettit, Henry		12	M	M0-12	24:22.04	7:51
81.	365	Miles, Christopher		39	M	M30-39	24:22.13	7:51
82.	181	Nix, Stephen		51	M	M50-59	24:22.24	7:51
83.	326	Gray, AnnaCate		14	F	F13-19	24:23.13	7:51
84.	409	Patrick, Amy		42	F	F40-49	24:23.97	7:52
85.	287	Martinez, Camilo		12	M	M0-12	24:24.54	7:52
86.	310	cruz, Josiah		12	M	M0-12	24:26.23	7:52
87.	115	Moneymaker, Sue V		26	F	F20-29	24:27.41	7:53
88.	384	Keisling, Brady		11	M	M0-12	24:31.76	7:54
89.	374	Wilson, Belle		13	F	F13-19	24:38.05	7:56
90.	296	Skinner, Sophia		14	F	F13-19	24:39.92	7:57
91.	1120	Miller, Randy		60	M	M60-69	24:47.93	7:59
92.	339	Owen, Dale		43	M	M40-49	24:49.09	8:00













































2022 Swing Bridge 5k

Overall Results 5k

Place	Bib	Name	Nat.	Age	Gender	AG	Time	Pace
93.	171	Lopez, Ludovic		67	M	M60-69	24:53.96	8:01
94.	126	Comerford, Derek		58	M	M50-59	25:03.48	8:04
95.	173	Adams, Savannah		26	F	F20-29	25:06.40	8:05
96.	550	Hahn, Isaiah		13	M	M13-19	25:07.69	8:06
97.	508	Lee, Scott		54	M	M50-59	25:11.09	8:07
98.	125	Wilganowski, David		43	M	M40-49	25:24.13	8:11
99.	413	Martinez, Richard		10	M	M0-12	25:26.74	8:12
100.	1032	Butters, William		45	M	M40-49	25:27.38	8:12
101.	1117	Cope, Gibbs		10	M	M0-12	25:29.38	8:13
102.	962	Cooper, Nick		15	M	M13-19	25:29.74	8:13
103.	352	Johnson, Chase		8	M	M0-12	25:32.61	8:14
104.	351	Gardner, AJ		12	M	M0-12	25:33.74	8:14
105.	104	Beeland, Cecil		35	M	M30-39	25:36.09	8:15
106.	369	Leszczynski, Elena		16	F	F13-19	25:38.99	8:16
107.	266	pettit, Christy		44	F	F40-49	25:45.84	8:18
108.	267	cosneau, Kerry		47	F	F40-49	25:46.12	8:18
109.	450	Salley, Wilson		12	M	M0-12	25:46.99	8:19
110.	1083	Schein, Lawrence		13	M	M13-19	25:51.25	8:20
111.	355	Windham, Kelly		27	F	F20-29	25:52.81	8:20
112.	167	Cruikshank, Stephen		38	M	M30-39	25:54.44	8:21
113.	371	Wright, Grace		15	F	F13-19	25:55.92	8:21
114.	353	Johnson, Natina		45	F	F40-49	26:01.60	8:23
115.	143	Navarro, Megan		34	F	F30-39	26:04.64	8:24
116.	142	Navarro, Jerry		47	M	M40-49	26:04.81	8:24
117.	274	paris, Jessob		13	M	M13-19	26:08.64	8:26
118.	172	Camp, Candace		52	F	F50-59	26:10.59	8:26
119.	385	Little, Zachary		11	M	M0-12	26:14.03	8:27
120.	259	Whitmore, Benjamin		40	M	M40-49	26:15.26	8:28
121.	111	Clark, Ian		37	M	M30-39	26:16.55	8:28
122.	1111	Ulrich, Kenney		33	M	M30-39	26:25.67	8:31
123.	1078	Jeffrey, Corban		15	M	M13-19	26:25.80	8:31
124.	1112	Ulrich, Cathleen		32	F	F30-39	26:25.94	8:31
125.	356	Hoelz, Dean		64	M	M60-69	26:39.00	8:35
126.	410	Patrick, Will		11	M	M0-12	26:43.85	8:37
127.	342	Owen, Clement		17	M	M13-19	27:01.51	8:43
128.	363	Wright, Kathryn		45	F	F40-49	27:23.99	8:50
129.	257	Stepp, Brice		15	F	F13-19	27:36.64	8:54
130.	189	Reilman, Lisa		45	F	F40-49	27:39.12	8:55
131.	327	Reedy, Sarah		14	F	F13-19	27:42.74	8:56
132.	358	Lawrence, Andrew		10	M	M0-12	27:49.41	8:58
133.	1044	Dyer, Lynda		57	F	F50-59	27:52.53	8:59
134.	372	Klimek, Mikayla		13	F	F13-19	27:54.78	9:00
135.	845	Henry, Justin		42	M	M40-49	27:59.68	9:01
136.	134	Casey, Luz		29	F	F20-29	28:00.16	9:01
137.	341	Owen, Canyon		10	M	M0-12	28:02.84	9:02
138.	350	Cushman, Tag		13	M	M13-19	28:04.30	9:03
139.	425	Leszczynski, Matt		42	M	M40-49	28:07.43	9:04













































2022 Swing Bridge 5k

Overall Results 5k

Place	Bib	Name	Nat.	Age	Gender	AG	Time	Pace
140.	375	Leszczynski, Audra		12	F	F0-12	28:07.54	9:04
141.	270	Trimmier, Knowlton		12	M	M0-12	28:08.50	9:04
142.	367	Miles, Austin		13	M	M13-19	28:09.05	9:04
143.	297	Gates, Julianna		13	F	F13-19	28:09.68	9:05
144.	509	Lee, Carter		11	M	M0-12	28:14.06	9:06
145.	1046	Dyer, Lew		57	M	M50-59	28:15.31	9:06
146.	337	Mark, Alexander		41	M	M40-49	28:17.70	9:07
147.	1036	Bates, Aaron		15	M	M13-19	28:24.26	9:09
148.	1090	Kester, Martha		44	F	F40-49	28:24.83	9:09
149.	179	Jones, Brent		58	M	M50-59	28:36.33	9:13
150.	1033	Butters, Michelle		50	F	F50-59	28:39.08	9:14
151.	330	Sosnowski, Myron		10	M	M0-12	28:46.18	9:16
152.	994	Chu, Grace		64	F	F60-69	28:47.91	9:17
153.	402	Bass, Ada		10	F	F0-12	28:50.32	9:18
154.	340	Owen, Sky Aurelia		9	F	F0-12	29:02.36	9:22
155.	1095	Beckett, Billy		34	M	M30-39	29:06.13	9:23
156.	191	Hayden, William		45	M	M40-49	29:06.26	9:23
157.	429	Qualls, Becca		30	F	F30-39	29:13.26	9:25
158.	401	Bass, Anne		46	F	F40-49	29:16.89	9:26
159.	1113	Wilson, Patricia		56	F	F50-59	29:21.32	9:28
160.	180	Kuhn, Fred		66	M	M60-69	29:21.84	9:28
161.	178	Doster, Annabell		10	F	F0-12	29:23.30	9:28
162.	298	Muthersbaugh, Eliana		12	F	F0-12	29:27.10	9:30
163.	1122	Klepsky, Nickolas		16	M	M13-19	29:33.42	9:32
164.	192	verheyden, Julia		12	F	F0-12	30:08.38	9:43
165.	1072	Tobin, Hillary		31	F	F30-39	30:15.80	9:45
166.	300	Cruz-Castillo, Manuel		16	M	M13-19	30:16.58	9:45
167.	165	Mason, John		37	M	M30-39	30:16.84	9:46
168.	325	Nelson, Reagan		16	F	F13-19	30:23.54	9:48
169.	430	Waninger, Stephanie		33	F	F30-39	30:23.94	9:48
170.	124	Barr, David		13	M	M13-19	30:24.96	9:48
171.	470	Valovic, John		38	M	M30-39	30:36.54	9:52
172.	272	Bertholf, Kai		12	M	M0-12	30:40.09	9:53
173.	182	Ferguson, Melissa		47	F	F40-49	30:42.54	9:54
174.	273	cosneau, Paul		12	M	M0-12	30:45.98	9:55
175.	417	Robinson, Heather		41	F	F40-49	30:50.68	9:56
176.	278	oftedal, Thor		11	M	M0-12	31:00.30	10:00
177.	187	Sigan, Jackie		58	F	F50-59	31:01.27	10:00
178.	421	Gallup, Suzanne		77	F	F70+	31:08.32	10:02
179.	305	burgh, Evan		15	M	M13-19	31:08.90	10:02
180.	315	Sparacio, Jack		10	M	M0-12	31:23.82	10:07
181.	912	Savage, Brayden		14	M	M13-19	31:23.92	10:07
182.	1121	Moore, Kasie		44	F	F40-49	31:24.78	10:07
183.	1039	Harrelson, Maryanne		40	F	F40-49	31:31.20	10:10
184.	170	Giambrone, Emily		30	F	F30-39	31:35.66	10:11
185.	129	Golden, Frank		78	M	M70+	31:37.42	10:12
186.	412	Luna, Tania		33	F	F30-39	31:50.63	10:16













































2022 Swing Bridge 5k

Overall Results 5k

Place	Bib	Name	Nat.	Age	Gender	AG	Time	Pace
187.	989	Delgado, Tracy		51	F	F50-59	31:53.24	10:17
188.	141	French, Stephanie		34	F	F30-39	31:56.80	10:18
189.	889	Dreier, Henry Dreier		38	M	M30-39	31:59.51	10:19
190.	988	Chambers, Angie		55	F	F50-59	32:02.52	10:20
191.	303	wiley, Patrick		17	M	M13-19	32:03.40	10:20
192.	1004	Baker, Amanda		39	F	F30-39	32:18.38	10:25
193.	1077	Lewis, Kristy		43	F	F40-49	32:25.60	10:27
194.	154	Klepesky, Jenifer		46	F	F40-49	32:25.71	10:27
195.	123	Barr, Christine		41	F	F40-49	32:30.45	10:29
196.	137	Eden, Amanda		35	F	F30-39	32:43.57	10:33
197.	1068	Bates, Sarah		45	F	F40-49	32:44.85	10:33
198.	1035	Bates, Levi		17	M	M13-19	32:45.12	10:33
199.	1119	Kelly, Bill		66	M	M60-69	32:47.06	10:34
200.	439	Howell, Katie		39	F	F30-39	32:51.54	10:35
201.	1013	Williams, Kristin		40	F	F40-49	32:51.54	10:35
202.	1015	Williams, Gray		9	F	F0-12	32:51.72	10:36
203.	263	Jones, Eleanor		8	F	F0-12	32:52.04	10:36
204.	440	Howell, Emily Scott		8	F	F0-12	32:52.11	10:36
205.	262	Jones, Maria		36	F	F30-39	32:53.44	10:36
206.	1123	Klimek, Noelle		43	F	F40-49	32:53.90	10:36
207.	1031	McCracken, William		55	M	M50-59	33:07.22	10:41
208.	513	Fuller, Andrea		63	F	F60-69	33:18.16	10:44
209.	503	Sullivan, Nikole		40	F	F40-49	33:18.59	10:44
210.	316	Scandlen, Ruby		11	F	F0-12	33:20.52	10:45
211.	135	Newton, Gail		70	F	F70+	33:25.75	10:47
212.	504	Young, Carla		49	F	F40-49	33:28.38	10:47
213.	302	fabian, James		17	M	M13-19	33:31.10	10:48
214.	389	Wells, Elijah		9	M	M0-12	33:40.84	10:51
215.	1054	Schoen, Sarah		43	F	F40-49	33:43.43	10:52
216.	1057	Schoen, Hall		12	M	M0-12	33:43.68	10:52
217.	1012	OFarrell, Ty		37	M	M30-39	33:46.38	10:53
218.	999	Paxton, Thayer		39	M	M30-39	33:58.27	10:57
219.	1403	Paxton, Regan		10	F	F0-12	33:58.69	10:57
220.	422	Yurcaba, Erica		33	F	F30-39	34:01.48	10:58
221.	1124	Klimek, Kiley		11	F	F0-12	34:12.40	11:02
222.	1414	Blackston, Kelley		44	F	F40-49	34:18.83	11:04
223.	157	Butler, John		53	M	M50-59	34:23.51	11:05
224.	377	Keisling, Ella		9	F	F0-12	34:26.55	11:06
225.	175	Burner, Heather		43	F	F40-49	34:28.37	11:07
226.	176	Burner, Tyler		47	M	M40-49	34:28.48	11:07
227.	1105	McElroy, Wesley		27	M	M20-29	34:31.85	11:08
228.	304	tomlinson, Nathan		17	M	M13-19	34:34.65	11:09
229.	428	Hallinan, Madison		14	F	F13-19	34:38.13	11:10
230.	1086	Britton, Dave		66	M	M60-69	34:46.43	11:13
231.	534	Bullock, Thad		58	M	M50-59	34:51.67	11:14
232.	390	Wells, Jeremiah		7	M	M0-12	35:15.64	11:22
233.	1058	Steinhauser, Amanda		40	F	F40-49	35:18.98	11:23













































2022 Swing Bridge 5k

Overall Results 5k

Place	Bib	Name	Nat.	Age	Gender	AG	Time	Pace
234.	558	Kane, Carissa		35	F	F30-39	35:19.08	11:23
235.	1061	Steinhauser, Rob		39	M	M30-39	35:19.54	11:23
236.	271	Martin, Isaiah		11	M	M0-12	35:20.85	11:24
237.	427	Schmitt, Amy		42	F	F40-49	35:20.86	11:24
238.	117	Genco, Donna		56	F	F50-59	35:22.15	11:24
239.	1059	Steinhauser, Mason		11	M	M0-12	35:28.35	11:26
240.	370	Price, Kaytlyn		15	F	F13-19	35:30.00	11:27
241.	378	Keisling, Addy		7	F	F0-12	35:31.03	11:27
242.	880	Paris, Viena		39	F	F30-39	35:43.31	11:31
243.	1056	Schoen, Will		14	M	M13-19	35:45.45	11:32
244.	1055	Schoen, Nate		49	M	M40-49	35:46.87	11:32
245.	275	Newman, Kellan		11	M	M0-12	35:50.99	11:33
246.	1050	Prothro, Owen		9	M	M0-12	35:53.83	11:34
247.	1051	Prothro, Evan		42	M	M40-49	35:53.91	11:34
248.	313	mccllelland, Jeremiah		12	M	M0-12	36:11.47	11:40
249.	311	moore, Jude		13	M	M13-19	36:12.02	11:40
250.	434	Cheslak, Scott		68	M	M60-69	36:21.83	11:43
251.	404	Haddad, Kathy		58	F	F50-59	36:27.47	11:45
252.	403	Haddad, Richard		58	M	M50-59	36:27.57	11:45
253.	185	Dawson, Noah		23	M	M20-29	36:30.52	11:46
254.	109	Swint, Clara		22	F	F20-29	36:30.63	11:46
255.	251	Helms, Roscoe		8	M	M0-12	36:30.88	11:46
256.	184	Dawson, Katherine		22	F	F20-29	36:32.33	11:47
257.	132	Frank, Melissa		43	F	F40-49	36:43.32	11:50
258.	314	Hollis, Emily		11	F	F0-12	36:46.02	11:51
259.	1023	Toledano, Fran		60	F	F60-69	36:46.27	11:51
260.	452	McKamey, Jeff		55	M	M50-59	36:50.46	11:53
261.	163	Loggins-Chapman, Bethany		32	F	F30-39	37:04.51	11:57
262.	1020	Mondavi, Jr, Robert		50	M	M50-59	37:17.07	12:01
263.	1018	Mondavi, Alexander		6	M	M0-12	37:17.13	12:01
264.	423	Yurcaba, Nixon		8	M	M0-12	37:48.56	12:11
265.	443	Vargas, Ryland		3	M	M0-12	37:52.21	12:12
266.	445	Vargas, Popi		38	M	M30-39	37:53.33	12:13
267.	347	Kinnunen, Shane		9	M	M0-12	38:05.81	12:17
268.	346	Kinnunen, Casey		34	M	M30-39	38:06.38	12:17
269.	510	Lee, Olivia		11	F	F0-12	38:19.17	12:21
270.	433	Cheslak, Jan		70	F	F70+	38:22.79	12:22
271.	269	feeney, Emma		12	F	F0-12	38:27.85	12:24
272.	130	Golden, Iris		77	F	F70+	38:30.64	12:25
273.	506	Sosnowski, Ella		6	F	F0-12	38:32.36	12:25
274.	329	Sosnowski, Jamie		37	M	M30-39	38:33.14	12:26
275.	139	Bridgers, Cathy		63	F	F60-69	38:40.69	12:28
276.	419	Benson, Emily		35	F	F30-39	38:41.91	12:29
277.	420	Moore, Elijah		11	M	M0-12	38:42.37	12:29
278.	416	Mizell, Hayes		12	M	M0-12	38:47.35	12:30
279.	344	SCANDLEN, AMANDA		47	F	F40-49	38:53.18	12:32
280.	345	SCANDLEN, Benny		22	M	M20-29	39:12.93	12:39
























2022 Swing Bridge 5k

Overall Results 5k

Place	Bib	Name	Nat.	Age	Gender	AG	Time	Pace
281.	253	Chambers, Laura		29	F	F20-29	39:19.17	12:41
282.	426	Daau, John Chol		61	M	M60-69	39:27.07	12:43
283.	1028	Nesse-Wyssbrod, Alek		8	M	M0-12	39:27.19	12:43
284.	1025	Nesse-Wyssbrod, Trisha		50	F	F50-59	39:29.99	12:44
285.	446	Little, Mahala		7	F	F0-12	39:46.76	12:49
286.	447	Little, Michael		37	M	M30-39	39:48.32	12:50
287.	397	Smith, Emily		34	F	F30-39	39:50.69	12:51
288.	1014	Williams, Ford		6	M	M0-12	40:37.19	13:06
289.	1016	Williams, Lloyd		41	M	M40-49	40:37.19	13:06
290.	1047	Britton, Michelle		28	F	F20-29	40:43.18	13:08
291.	1038	Doerflinger, Julia		6	F	F0-12	40:47.83	13:09
292.	448	Cochrane, Carol		58	F	F50-59	40:48.17	13:09
293.	1037	Doerflinger, Amy		35	F	F30-39	40:48.51	13:09
294.	1099	Funk, LaChelle		50	F	F50-59	41:00.75	13:13
295.	308	pruit, Zayda		14	F	F13-19	41:05.37	13:15
296.	1098	Rhodes, Jack		7	M	M0-12	41:12.45	13:17
297.	1034	Rhodes, Ashley		39	F	F30-39	41:15.94	13:18
298.	105	Vinense, Jessica		33	F	F30-39	41:17.03	13:19
299.	186	Heim, Susan		58	F	F50-59	41:19.05	13:19
300.	131	Lackman, Janie		52	F	F50-59	41:19.05	13:19
301.	312	alston, Donavin		12	M	M0-12	41:25.47	13:21
302.	1097	Arias, Amy		29	F	F20-29	41:26.69	13:22
303.	306	fabian, Bradley		13	M	M13-19	41:31.11	13:23
304.	415	DiBello, George		55	M	M50-59	41:32.89	13:24
305.	1048	Britton, Stephanie		33	F	F30-39	41:34.37	13:24
306.	905	Agatep, Nathan		13	M	M13-19	41:44.75	13:27
307.	891	Baker, Izzy		8	F	F0-12	41:46.46	13:28
308.	442	Little, Allison		37	F	F30-39	41:50.28	13:29
309.	166	Cruikshank, Christina		36	F	F30-39	41:50.29	13:29
310.	444	Vargas, Amy		37	F	F30-39	41:50.85	13:29
311.	1082	Williams, Ashley		47	F	F40-49	42:06.64	13:35
312.	1079	Hincher, Jason		49	M	M40-49	42:10.36	13:36
313.	1021	Mondavi, Robert Michael (RM)		11	M	M0-12	42:15.15	13:37
314.	391	Wells, Asher		5	M	M0-12	42:15.74	13:37
315.	1104	McElroy, Clarissa		28	F	F20-29	42:28.00	13:41
316.	333	Bradfield, Leigh		35	F	F30-39	42:28.45	13:42
317.	252	Helms, Reed		6	M	M0-12	42:44.68	13:47
318.	114	Vacha, Thelma		57	F	F50-59	42:46.05	13:47
319.	1110	Whitmore, Max		9	M	M0-12	42:53.90	13:50
320.	332	Bradfield, Kevin		35	M	M30-39	43:03.13	13:53
321.	432	Manos, Jane		61	F	F60-69	43:11.58	13:55
322.	102	Young, Alice		36	F	F30-39	43:33.74	14:03
323.	164	Mason, Krystal		58	F	F50-59	43:51.42	14:08
324.	364	Wells, Kitty		42	F	F40-49	43:55.20	14:10
325.	1027	Nesse-Wyssbrod, Max		10	M	M0-12	43:59.12	14:11
326.	193	Heid, Susan		51	F	F50-59	44:06.08	14:13
327.	505	Howard, William		10	M	M0-12	44:14.42	14:16

2022 Swing Bridge 5k

Overall Results 5k

Place	Bib	Name	Nat.	Age	Gender	AG	Time	Pace
328.	149	Harris, Stephanie		46	F	F40-49	44:23.77	14:19
329.	941	Savage, Ivey		9	F	F0-12	44:41.37	14:24
330.	1060	Steinhauser, Layla		9	F	F0-12	44:41.57	14:25
331.	961	Savage, Azalea		7	F	F0-12	44:42.40	14:25
332.	1107	Ballard, Jay		53	M	M50-59	44:54.10	14:29
333.	1010	Mickel, Gideon		9	M	M0-12	45:04.25	14:32
334.	1026	Nesse-Wyssbrod, Mari-Anne		63	F	F60-69	45:56.20	14:49
335.	1030	Daniels, Newell		10	M	M0-12	45:57.70	14:49
336.	1024	Daniels, Tom		61	M	M60-69	45:57.70	14:49
337.	1029	Augur-Daniels, Zanne		54	F	F50-59	46:00.30	14:50
338.	103	Young, Carl		35	M	M30-39	46:18.16	14:56
339.	1415	Blackston, Jason		47	M	M40-49	46:57.62	15:08
340.	399	Dawson, Virginia		56	F	F50-59	47:11.27	15:13
341.	400	Dawson, Doug		58	M	M50-59	47:12.80	15:13
342.	520	Kyles, Judah		10	M	M0-12	47:14.43	15:14
343.	1108	Ballard, Amanda		45	F	F40-49	47:15.52	15:14
344.	1085	Hyle, Sarah		60	F	F60-69	47:23.32	15:17
345.	376	Ireland, Hannah		11	F	F0-12	47:44.99	15:24
346.	1017	Mondavi, Lydia		50	F	F50-59	50:11.00	16:11
347.	521	Kyles, Lea		6	F	F0-12	51:19.25	16:33
348.	514	Kyles, Leona		13	F	F13-19	51:35.21	16:38
349.	348	BROZEK, MATTHEW		48	M	M40-49	54:58.21	17:43
350.	349	BROZEK, Pamela		51	F	F50-59	55:08.14	17:47

Number of records: 350