





























































































Chili Bean Final

Overall Results 5k

Place	Bib	Name	Nat.	Age	Gender	AG	Time
5k							
1.	105	Duberley, John		32	M	M30-34	17:14.44
2.	80	Bennett, Charlie		17	M	M15-19	17:24.85
3.	73	Moore, Gavin		12	M	M10-14	17:26.93
4.	374	Wilborn, Joshua		18	M	M15-19	18:19.13
5.	236	Eby, Connor		15	M	M15-19	18:19.69
6.	32	Daugherty, Leah		34	F	F30-34	20:32.06
7.	125	Hinderliter, Matt		49	M	M45-49	21:16.39
8.	231	Edwards, Jordan		36	M	M35-39	21:35.63
9.	259	Parks, Jacob		14	M	M10-14	23:14.89
10.	36	Gruel, Blake		28	M	M25-29	23:23.00
11.	134	Wallace, Bob		63	M	M60-64	23:25.29
12.	108	Dye, James		27	M	M25-29	23:30.75
13.	221	Jones, Brent		56	M	M55-59	23:43.24
14.	352	Genberg, Chase		10	M	M10-14	23:45.17
15.	40	Frye, Beth		54	F	F50-54	24:02.44
16.	41	Frye, John		56	M	M55-59	24:02.44
17.	107	Johnson, Melissa		27	F	F25-29	24:05.79
18.	57	McAlhaney, Cecelia		12	F	F10-14	24:33.71
19.	101	Lanigan, Inna		35	F	F35-39	24:36.59
20.	367	Lohy, Jonathan		49	M	M45-49	24:42.40
21.	399	Saad, Jeremy		-1	M		24:45.14
22.	351	Allen, Devin		10	M	M10-14	24:48.99
23.	151	Wreden, Henry		8	M	M0-9	24:49.10
24.	88	D, Ritchie		50	M	M50-54	24:49.99
25.	121	Savage, Brayden		11	M	M10-14	25:04.15
26.	154	Borreggine, Nick		46	M	M45-49	25:19.57
27.	493	Smith, Patrick		12	M	M10-14	25:23.42
28.	486	Tills, Dale		59	M	M55-59	25:38.30
29.	185	Korneluk, Javier		49	M	M45-49	25:53.14
30.	228	Walden, Robert		63	M	M60-64	26:06.00
31.	222	Martin, Charles		58	M	M55-59	26:15.33
32.	349	Allen, Sean		7	M	M0-9	26:47.42
33.	50	Soha, David		27	M	M25-29	27:23.32
34.	49	Cave, Jade		27	F	F25-29	27:23.74
35.	21	Boulden, Kiersten		14	F	F10-14	27:28.62
36.	104	Fearn, Chelsea		29	F	F25-29	27:31.36
37.	18	Hamtak, Heather		38	F	F35-39	27:43.34
38.	139	Kalachik, Carrie		39	F	F35-39	27:53.93
39.	265	Boughton, Mark		28	M	M25-29	27:55.81
40.	58	Turner, Jake		9	M	M0-9	28:05.42
41.	149	Usher, Jason		46	M	M45-49	28:06.19
42.	249	Shiley, Jon David		47	M	M45-49	28:07.50
43.	371	Thompson, Michele		51	F	F50-54	28:11.53
44.	148	Neeb, Kim		49	F	F45-49	28:17.18
45.	71	Johnson, Eric		26	M	M25-29	28:21.35
















































Chili Bean Final

Overall Results 5k

Place	Bib	Name	Nat.	Age	Gender	AG	Time
46.	227	Russo, Maredith		28	F	F25-29	28:23.70
47.	65	Bingham, Kathy		45	F	F45-49	28:33.03
48.	66	Bingham, Keith		45	M	M45-49	28:33.75
49.	171	Wreden, Caroline		35	F	F35-39	28:55.36
50.	114	Freeman, Erica		41	F	F40-44	28:56.02
51.	350	Allen, Ryan		8	M	M0-9	28:57.07
52.	95	Bradley, Tracy		39	F	F35-39	28:59.27
53.	56	McAlhaney, Cape		13	M	M10-14	29:00.38
54.	6	Capps, Sandra		53	F	F50-54	29:01.20
55.	112	Petrus, Kevin		33	M	M30-34	29:04.15
56.	136	Moreland, Brett		49	M	M45-49	29:20.06
57.	243	Nause, Harper		5	F	F0-9	29:40.50
58.	15	Gruel, Lindy		55	F	F55-59	29:42.63
59.	497	Cope, Gibbes		8	M	M0-9	29:45.38
60.	258	krider, ann noel		68	F	F65-69	29:52.27
61.	242	Nause, Jon		32	M	M30-34	29:55.48
62.	109	Davis, Jackson		15	M	M15-19	29:59.72
63.	127	Hinderliter, Laurel		12	F	F10-14	30:05.79
64.	193	Antonacci-Ogden, Audra		48	F	F45-49	30:22.01
65.	47	Wilson, Ashleigh		14	F	F10-14	30:23.28
66.	217	Vaigneur, Chris		35	M	M35-39	30:26.16
67.	233	Price, Dianne		30	F	F30-34	30:31.22
68.	44	Billig, Katrina		43	F	F40-44	30:32.67
69.	46	Billig, Elsa		11	F	F10-14	30:33.99
70.	253	ventre, James		64	M	M60-64	30:34.71
71.	161	Alvarez, Rachel		50	F	F50-54	30:37.55
72.	120	Perkins, Gage		10	M	M10-14	30:43.50
73.	202	Seaman, David		64	M	M60-64	30:48.75
74.	85	Canilao, Karen		27	F	F25-29	30:51.26
75.	396	Obermier, Aubree		8	F	F0-9	31:05.13
76.	191	Harrelson, Maryanne		37	F	F35-39	31:06.21
77.	235	Obermier, Isa-Lei		36	F	F35-39	31:07.24
78.	225	Comps, Brandon		15	M	M15-19	31:07.73
79.	234	DEGNER, STEPHANIE		24	F	F20-24	31:21.16
80.	48	Wilson, Aidan		13	M	M10-14	31:23.13
81.	362	Sanburn, Nathan		-1	M		31:31.55
82.	201	Watson, Ayers		9	M	M0-9	31:36.23
83.	380	O'Grady, David		58	M	M55-59	31:41.04
84.	363	Bennett, Karin		-1	F		31:41.39
85.	155	Borreggine, Brianna		11	F	F10-14	31:45.19
86.	87	Baker, Jeff		73	M	M70-79	31:48.14
87.	135	Wallace, Roberta		62	F	F60-64	31:51.02
88.	72	Dean, Kelly		38	F	F35-39	31:51.47
89.	182	Miller, Luke		12	M	M10-14	31:56.95
90.	23	Newberry, John		21	M	M20-24	31:57.45
91.	24	Newberry, Warren		21	M	M20-24	32:01.10
92.	344	McCullough, Deanna		49	F	F45-49	32:01.71
















































Chili Bean Final

Overall Results 5k

Place	Bib	Name	Nat.	Age	Gender	AG	Time
93.	86	Nyser, Marielle		50	F	F50-54	32:03.77
94.	184	Butler, Maureen		50	F	F50-54	32:06.02
95.	67	Skaggs, Sara		33	F	F30-34	32:06.49
96.	264	Boughton, Christina		27	F	F25-29	32:06.68
97.	241	Holt, Lisa		63	F	F60-64	32:10.41
98.	387	Morales, Samuel		23	M	M20-24	32:13.81
99.	77	Staunton, Marcia		48	F	F45-49	32:20.65
100.	54	Newton, Gail		67	F	F65-69	32:22.29
101.	89	Spado, Joe		64	M	M60-64	32:23.23
102.	230	Edwards, Kelli		36	F	F35-39	32:24.94
103.	34	Grennan, Paige		26	F	F25-29	32:26.20
104.	25	Lowry, Sarah		33	F	F30-34	32:26.32
105.	35	Tracy, Annie		26	F	F25-29	32:26.34
106.	26	Loflin, Danielle		28	F	F25-29	32:26.84
107.	22	Rylands, Jessica		30	F	F30-34	32:27.19
108.	11	Aivaz, Michelle		49	F	F45-49	32:30.40
109.	33	Griffin, Skyler		31	F	F30-34	32:39.98
110.	496	Fasoldt, Jerry		40	M	M40-44	32:43.15
111.	203	Cicccone, Joseph		62	M	M60-64	32:52.55
112.	45	Billig, Eric		45	M	M45-49	32:53.95
113.	492	Cordoba, Crystal		33	F	F30-34	33:27.16
114.	29	Wiggers, Andrew		38	M	M35-39	33:32.67
115.	483	Bendle, Kate		16	F	F15-19	33:35.62
116.	386	Salazar, Sofia		22	F	F20-24	33:35.95
117.	482	Bendle, Ben		44	M	M40-44	33:36.73
118.	400	Saad, Vanessa		28	F	F25-29	33:37.62
119.	358	Golden, Frank		75	M	M70-79	33:49.17
120.	113	Petrus, Alexandria		26	F	F25-29	33:58.27
121.	239	Formby, Linda		68	F	F65-69	34:05.67
122.	256	CHESLEK, Nathan		13	M	M10-14	34:12.09
123.	353	Vonsickle, Marcus		12	M	M10-14	34:13.29
124.	212	Fender, Cole		12	M	M10-14	34:14.48
125.	96	Little, Brenda		50	F	F50-54	34:14.74
126.	97	Brooks, Richard		61	M	M60-64	34:20.65
127.	177	Gault, David		46	M	M45-49	34:28.05
128.	238	Waddell, Laura		36	F	F35-39	34:31.31
129.	28	Wiggers, Janet		38	F	F35-39	34:35.88
130.	170	Guilloud, Mark		57	M	M55-59	34:36.23
131.	379	Melville, Alec		21	M	M20-24	34:37.40
132.	378	Rushing, Landry		22	F	F20-24	34:37.64
133.	500	Cope, Sarah		11	F	F10-14	34:41.48
134.	128	Norton, Bridget		34	F	F30-34	34:47.32
135.	498	Cope, Kim		47	F	F45-49	34:47.74
136.	16	Van Frank, Kye		10	M	M10-14	35:00.26
137.	489	Londono, Rafael		50	M	M50-54	35:16.22
138.	13	Spencer, Eli		9	M	M0-9	35:23.27
139.	381	Malzillen, Felicity		9	F	F0-9	35:25.05
















































Chili Bean Final

Overall Results 5k

Place	Bib	Name	Nat.	Age	Gender	AG	Time
140.	189	Ortiz Jr, Jorge		7	M	M0-9	35:40.76
141.	187	Ortiz, Alayne		38	F	F35-39	35:41.72
142.	266	Yanover, Ilyse		26	F	F25-29	35:43.57
143.	110	Bland, Samantha		28	F	F25-29	35:44.51
144.	79	Page, Kyle		30	M	M30-34	36:25.47
145.	51	Patterson, Julie		55	F	F55-59	36:37.73
146.	188	Ortiz, Cruz		6	M	M0-9	36:45.70
147.	186	Ortiz, Jorge		37	M	M35-39	36:45.89
148.	393	Wilson, Constance		36	F	F35-39	37:28.80
149.	27	Travis, Janice		35	F	F35-39	37:32.79
150.	99	Greenleaf, Mason		8	M	M0-9	37:34.40
151.	237	Pike, Sally		63	F	F60-64	37:40.73
152.	178	Gault, Tanya		45	F	F45-49	37:46.90
153.	219	Yam, Vanessa		27	F	F25-29	37:47.69
154.	55	Bikulege, Vivian		62	F	F60-64	37:50.39
155.	82	Lubkin, Cole		54	F	F50-54	37:50.65
156.	494	Siegel, Sadie		10	F	F10-14	37:51.56
157.	94	Chapman, Amorette		11	F	F10-14	37:52.29
158.	3	Makinen, Philomena		36	F	F35-39	37:55.66
159.	106	Prickett, Erin		40	F	F40-44	37:59.06
160.	485	Pettit, Henry		10	M	M10-14	38:11.11
161.	38	Bryan, Ivy		19	F	F15-19	38:16.26
162.	4	Makinen, Abigail		6	F	F0-9	38:18.82
163.	103	Freeman, Mike		41	M	M40-44	38:51.30
164.	39	Lynn, Tency		14	F	F10-14	38:51.63
165.	62	Dinkins, Olivia		13	F	F10-14	38:52.12
166.	75	Mouhalis, Victoria		8	F	F0-9	38:56.93
167.	129	Norton, Julien		34	M	M30-34	38:57.51
168.	74	Mouhalis, Kathryn		10	F	F10-14	38:59.08
169.	354	Vansickle, Alyssa		15	F	F15-19	39:00.68
170.	192	Dickerson, Anne		72	F	F70-79	39:01.66
171.	150	Calvert, Angela		39	F	F35-39	39:21.30
172.	247	Ferguson, Kristen		36	F	F35-39	39:54.14
173.	255	CHESLEK, MICHELLE		34	F	F30-34	39:54.65
174.	117	Rosencrantz, Teresa		49	F	F45-49	40:13.12
175.	61	Allen, Melodie		8	F	F0-9	40:13.76
176.	60	Allen, Mark		37	M	M35-39	40:17.58
177.	194	Lynch, Abigail		29	F	F25-29	40:30.14
178.	190	Mezinska, Liene		28	F	F25-29	40:30.26
179.	361	Dowden, Elaine		76	F	F70-79	40:38.01
180.	213	Kitchen, Peyton		37	F	F35-39	41:04.22
181.	214	Kitchen, Peyton		37	F	F35-39	41:04.43
182.	229	Walden, Tina		60	F	F60-64	41:38.95
183.	359	Golden, Iris		75	F	F70-79	42:08.25
184.	138	Norris, Addy		12	F	F10-14	42:28.50
185.	111	Grice, Lauren		12	F	F10-14	42:29.20
186.	373	Thompson, Jack		10	M	M10-14	42:31.29













































Chili Bean Final

Overall Results 5k

Place	Bib	Name	Nat.	Age	Gender	AG	Time
187.	122	Savage, Ivey		29	F	F25-29	42:57.65
188.	123	Savage, Ivey		6	F	F0-9	42:57.75
189.	370	Sullivan, Scout		5	F	F0-9	43:02.62
190.	369	Sullivan, Jonathan		38	M	M35-39	43:04.24
191.	368	Sullivan, Sloane		7	F	F0-9	43:08.98
192.	159	Harris, Evie		6	F	F0-9	43:10.50
193.	158	Harris, Suzy		40	F	F40-44	43:10.54
194.	157	Harris, Mark		35	M	M35-39	43:12.47
195.	63	Sinor, Veronica		40	F	F40-44	43:30.58
196.	384	Florence, Olive		9	F	F0-9	43:43.78
197.	491	Tillapaugh, Jeff		39	M	M35-39	43:43.99
198.	490	Tillapaug, Maren		7	F	F0-9	43:44.74
199.	383	Florence, Warren		50	M	M50-54	43:44.83
200.	172	Cifranick, Doug		31	M	M30-34	43:53.29
201.	372	Thompson, Gary		66	M	M65-69	43:57.19
202.	5	Makinen, Felicity		9	F	F0-9	43:58.85
203.	20	Frizzell, Levi		18	M	M15-19	45:54.18
204.	126	Hinderliter, Betsy		55	F	F55-59	46:23.18
205.	14	Spencer, Ezra		5	M	M0-9	46:39.49
206.	395	Wendling, Stacey		34	F	F30-34	46:40.47
207.	376	Jones, Claire		10	F	F10-14	46:43.90
208.	246	Sheppard, Lynn		76	F	F70-79	46:51.21
209.	180	Mitchell, Parker		7	M	M0-9	46:59.22
210.	12	Spencer, Pamela		33	F	F30-34	47:07.54
211.	388	Gallagher, Reid		6	M	M0-9	47:08.22
212.	389	Gallagher, John		35	M	M35-39	47:09.35
213.	130	Shervin, David		54	M	M50-54	47:23.72
214.	92	Henrickson, Mae		11	F	F10-14	47:42.30
215.	143	Schoener, Megan		16	F	F15-19	47:45.79
216.	91	Ellsworth, Tiffany		35	F	F35-39	47:46.21
217.	144	Schoener, Jill		54	F	F50-54	47:48.37
218.	207	Hefner, Bray		6	M	M0-9	47:50.46
219.	31	Daniels, Newell		7	M	M0-9	47:51.35
220.	64	Sinor, Eli		15	F	F15-19	47:56.88
221.	30	Augur-Daniels, Zanne		52	F	F50-54	47:58.10
222.	137	Adkins, Caylin		11	F	F10-14	48:41.13
223.	142	Schoener, Katelyn		12	F	F10-14	48:41.32
224.	487	Tillapaugh, Leo		3	M	M0-9	48:48.28
225.	488	Tillapaugh, Lauren		40	F	F40-44	48:48.77
226.	76	Newman, Diana		36	F	F35-39	48:52.57
227.	390	Taylor, Chelsea		28	F	F25-29	48:53.32
228.	179	Plair, Jordan		32	F	F30-34	48:56.62
229.	90	Hughes, Emma		29	F	F25-29	48:57.49
230.	43	HORN, RANDY		45	M	M45-49	49:47.41
231.	115	Norton, Holly		47	F	F45-49	49:47.76
232.	98	Greenleaf, Nicole		45	F	F45-49	49:48.96
233.	19	Massalon, Caroline		18	F	F15-19	50:06.89











Chili Bean Final

Overall Results 5k

Place	Bib	Name	Nat.	Age	Gender	AG	Time
234.	205	Mitchell, Mac		7	M	M0-9	50:46.80
235.	100	Greenleaf, Maurice		47	M	M45-49	50:48.44
236.	204	Mitchell, Leslie		48	F	F45-49	50:50.57
237.	263	Goudy, Kelly		41	F	F40-44	51:01.03
238.	262	Bibbins, Roy		59	M	M55-59	52:24.18
239.	261	Bibbins, Sharon		57	F	F55-59	52:24.70
240.	162	Larrimore, Tara		43	F	F40-44	53:20.50
241.	163	Lee, Jessica		28	F	F25-29	53:20.83
242.	160	Mojonnier, Danielle		20	F	F20-24	53:22.52
243.	215	Duckworth, Ron		63	M	M60-64	54:27.00
244.	223	Martin, Wanda		55	F	F55-59	54:40.43
245.	124	Savage, Azalea		4	F	F0-9	55:11.10
246.	132	Magnus, Violeta		54	F	F50-54	55:41.50
247.	260	Greer, Jennifer		36	F	F35-39	55:42.46
248.	224	Passeggio, Nicole		56	F	F55-59	55:42.49
249.	240	Hamburgh, Penny		54	F	F50-54	55:45.75
250.	375	Smith, Laura		62	F	F60-64	55:48.49
251.	382	O'Grady, Doreen		55	F	F55-59	55:48.79
252.	251	Hooper, Mark		55	M	M55-59	55:56.92
253.	250	Hooper, Melanie		54	F	F50-54	55:58.03
254.	2	Ledford, Charlie		78	M	M70-79	56:52.94
255.	347	Turner, Jonathan		14	M	M10-14	57:03.42
256.	348	Ford, Jada		13	F	F10-14	57:03.79
257.	69	Aldred, Leila		8	F	F0-9	57:17.83
258.	70	Aldred, Nita Grace		5	F	F0-9	57:20.11
259.	392	Boyne, Cece		68	F	F65-69	57:22.99
260.	391	McGill, Catherine		65	F	F65-69	57:23.83
261.	68	Aldred, Lillian		44	F	F40-44	57:33.11
262.	356	Claballero, Maria		21	F	F20-24	57:42.39
263.	397	Bowen, Dennis		5	M	M0-9	58:12.02
264.	37	dennis, hadley		6	F	F0-9	58:12.06
265.	59	Jones, Kathryn		40	F	F40-44	58:12.68
266.	208	Hefner, Ford		11	M	M10-14	58:13.07
267.	131	Magnus, Erik		52	M	M50-54	58:27.86
268.	52	Patterson, Allen		67	M	M65-69	58:28.54
269.	118	Rosencrantz, Ellen		11	F	F10-14	59:11.50
270.	119	Rosencrantz, Lauren		11	F	F10-14	59:15.86
271.	156	Borreggine, Hannah		11	F	F10-14	59:24.35
272.	164	Pretto, Stephanie		24	F	F20-24	59:28.99
273.	169	Guilloud, Alison		58	F	F55-59	59:29.81
274.	133	Rapoport, Glen		72	M	M70-79	1:00:21.84
275.	220	Schroeder, Jessica		26	F	F25-29	1:01:08.48
276.	218	Freiberger, Sara		28	F	F25-29	1:01:13.00
277.	116	Bissell, Ashley		32	F	F30-34	1:01:32.06
278.	83	Pike, Linda		62	F	F60-64	1:02:03.11
279.	140	Abrams, Becki		42	F	F40-44	1:02:03.35
280.	141	Abrams, Nick		13	M	M10-14	1:02:04.42

Chili Bean Final

Overall Results 5k

Place	Bib	Name	Nat.	Age	Gender	AG	Time
281.	200	Traxler, Tara		30	F	F30-34	1:02:35.27
282.	385	Woodruff, Stacey		30	F	F30-34	1:02:35.95
283.	10	Allen, Iva		3	F	F0-9	1:02:36.88
284.	8	Allen, Noel		34	F	F30-34	1:02:37.05
285.	9	Allen, Hartzler		5	F	F0-9	1:02:37.59
286.	216	Skelton, Tiffany		29	F	F25-29	1:02:39.20
287.	377	Mullins, Robert		57	M	M55-59	1:02:40.42
288.	365	Constant, Catherine		50	F	F50-54	1:07:50.29
289.	53	Wilkes, Rachel		25	F	F25-29	1:24:54.38
290.	174	Szarek, Gina		45	F	F45-49	1:46:01.11

Number of records: 290