















































Chili Bean Final

Overall Results 10K

Place	Bib	Name	Nat.	Age	Gender	AG	Time
10K							
1.	366	Mills, Nash		15	M	M15-19	34:36.89
2.	272	Daugherty, Matthew		35	M	M35-39	35:38.55
3.	273	Moreno, Yorlliry		29	M	M25-29	36:09.16
4.	303	Davis, Maxwell		18	M	M15-19	38:22.61
5.	280	Patterson, Joseph		15	M	M15-19	40:21.19
6.	315	Lundgaard, Josh		50	M	M50-54	41:43.15
7.	284	Anderson, Meredith		33	F	F30-34	42:49.45
8.	346	Koppernaes, Christian		59	M	M55-59	44:35.34
9.	311	Talus, Eric		28	M	M25-29	45:16.57
10.	288	Bolton, Nathan		28	M	M25-29	47:32.41
11.	290	Mouhalis, Paul		34	M	M30-34	47:41.74
12.	313	Neeb, Alex		48	M	M45-49	47:52.99
13.	343	McCullough, Will		49	M	M45-49	48:25.73
14.	268	Cook, Jared		27	M	M25-29	48:51.77
15.	310	Uebelhart, Nathan		29	M	M25-29	49:17.81
16.	333	Johnson, Nick		38	M	M35-39	50:51.70
17.	297	Shryock, Laura		29	F	F25-29	50:53.27
18.	495	Siegel, Susie		43	F	F40-44	51:02.83
19.	321	Lynch, Aaron		34	M	M30-34	51:03.54
20.	287	Jamieson, Brittany		28	F	F25-29	51:07.03
21.	306	Carneavale, Lora		43	F	F40-44	52:46.31
22.	308	Hollenbaugh, Laura		49	F	F45-49	53:12.70
23.	307	Sackman, Michelle		49	F	F45-49	53:23.34
24.	296	Bartholomew, Kaylee		13	F	F10-14	54:04.85
25.	271	Ripple, Jim		40	M	M40-44	54:08.29
26.	270	Ripple, Ashley		31	F	F30-34	54:08.43
27.	305	Cotton, Tom		39	M	M35-39	54:09.72
28.	278	Ramos, Sergio		23	M	M20-24	54:21.49
29.	340	Guyton, Trevor		30	M	M30-34	54:21.49
30.	394	Robiwson, Allaw		58	M	M55-59	54:29.32
31.	332	Kawaihalau, Kelly		32	F	F30-34	54:37.68
32.	499	Cope, Lee		50	M	M50-54	54:51.84
33.	282	Barr, David		11	M	M10-14	55:24.49
34.	329	Xavier, Suzanne		65	F	F65-69	55:54.46
35.	334	Birkhead, Beth		41	F	F40-44	56:11.43
36.	335	Shuman, Carl		28	M	M25-29	56:18.28
37.	281	Bellantone, Angela		43	F	F40-44	57:20.74
38.	279	Snyder, Abigail		18	F	F15-19	57:45.07
39.	295	Brown, Kendra		31	F	F30-34	57:54.14
40.	314	Latona, Christine		45	F	F45-49	58:33.91
41.	318	Pope, Kayla		24	F	F20-24	58:44.48
42.	327	Foote, William		55	M	M55-59	59:00.67
43.	269	Van Frank, Ashley		36	F	F35-39	59:20.85
44.	286	Roberts, John		39	M	M35-39	59:50.48
45.	326	Foote, Trevor		55	F	F55-59	59:52.45

Chili Bean Final

Overall Results 10K

Place	Bib	Name	Nat.	Age	Gender	AG	Time
46.	338	Lamb, Denise		41	F	F40-44	1:00:51.11
47.	360	Beck, Brad		65	M	M65-69	1:00:52.80
48.	298	Roberts, Chris		34	F	F30-34	1:00:59.57
49.	299	Taylor, Megan		44	F	F40-44	1:00:59.71
50.	300	Herrmann, Jodi		46	F	F45-49	1:00:59.85
51.	276	Green, Kevin		49	M	M45-49	1:01:00.02
52.	304	Cotton, Kayla		31	F	F30-34	1:01:16.26
53.	291	Fuson, Brooke		41	F	F40-44	1:01:42.39
54.	319	Trogdon, Susan		56	F	F55-59	1:02:48.70
55.	342	Fender, Tracy		43	F	F40-44	1:03:00.70
56.	292	Becker, Calogera		58	F	F55-59	1:03:59.50
57.	337	Cheslek, ANITA		58	F	F55-59	1:05:07.54
58.	267	Morris, Cara		35	F	F35-39	1:05:32.36
59.	339	Mesenburg, Melissa		36	F	F35-39	1:08:38.45
60.	283	Barr, Christine		39	F	F35-39	1:08:45.60
61.	357	Mitchell, Amelia		9	F	F0-9	1:13:16.28
62.	322	Ogden, Alivia		10	F	F10-14	1:13:16.82
63.	274	Welch, Jason		37	M	M35-39	1:14:41.92
64.	275	Welch, Lisa		36	F	F35-39	1:14:42.51
65.	285	Roberts, Renee		39	F	F35-39	1:15:15.76
66.	316	Richards, Ava		9	F	F0-9	1:16:54.69
67.	302	Regan, Joan		63	F	F60-64	1:17:18.13
68.	355	Weller, Gary		42	M	M40-44	1:23:35.17
69.	324	Rose, Sarah		43	F	F40-44	1:28:03.55
70.	323	Nyman, Elizabeth		58	F	F55-59	1:28:03.59
71.	325	Basso, Michelle		47	F	F45-49	1:28:03.69
72.	398	Durham, Stephen		49	M	M45-49	1:50:13.62
73.	289	Snedden, Michael		61	M	M60-64	277:05:06.00

Number of records: 73