


























































































# 2023 Oyster Boogie 5k

## Overall Results

Place	Bib	Name	Nat.	Age	Gender	AG	Time
5k							
1.	488	Moore, Gavin		15	M	M13-19	16:28.58
2.	1468	Richardson, Jesse		16	M	M13-19	17:18.39
3.	525	Lacefield, Xzavier		17	M	M13-19	18:25.14
4.	524	Hawley, Lucien		17	M	M13-19	19:27.81
5.	1465	Boughton, Christina		30	F	F30-39	19:39.43
6.	554	Waggoner, Dwight		29	M	M20-29	20:13.14
7.	1482	Baruos, Henrique		23	M	M20-29	21:52.56
8.	547	Mac, Joe		52	M	M50-59	22:29.31
9.	555	Cosneau, Kerry		47	F	F40-49	22:41.94
10.	1447	Smith, Benjamin		33	M	M30-39	23:19.46
11.	536	Kaylor, Peyton		13	F	F13-19	23:23.07
12.	1438	Sackman, Michelle		52	F	F50-59	23:45.78
13.	1474	Waterd, Conley		25	M	M20-29	23:53.42
14.	527	Bremer, Colleen		37	F	F30-39	24:13.93
15.	1460	Wingard, Westen		23	M	M20-29	24:48.71
16.	1459	Luzny, Stephanie		55	F	F50-59	25:46.67
17.	1475	Wingard, Parker		25	M	M20-29	26:00.35
18.	1462	Deysach, Maxwell		12	M	M0-12	26:07.50
19.	1432	Walker, Ellis		37	M	M30-39	26:11.23
20.	853	Spoth, John		64	M	M60-69	26:27.38
21.	1437	Reilman, Lisa		46	F	F40-49	26:31.76
22.	522	MacDonald, Hannah		48	F	F40-49	26:42.36
23.	546	Kester, Martha		45	F	F40-49	27:04.79
24.	528	Cork, Jenny		53	F	F50-59	27:22.67
25.	1469	Freeman, Ada		61	F	F60-69	27:32.33
26.	545	Christianson, Mark		53	M	M50-59	27:35.21
27.	521	DEGNER, STEPHANIE		27	F	F20-29	27:53.98
28.	567	Purser, Robert		57	M	M50-59	28:03.08
29.	559	Wilson, Robert		56	M	M50-59	28:26.63
30.	532	Lamm, James		58	M	M50-59	28:39.66
31.	1431	Walker, Helen		41	F	F40-49	28:43.60
32.	526	Pangallo, Mike		44	M	M40-49	28:57.36
33.	1461	Goodrich, Kairsti		30	F	F30-39	29:09.26
34.	570	Sullivan, Nikole		40	F	F40-49	29:30.99
35.	533	Johnson, Bryan		30	M	M30-39	29:47.23
36.	534	Johnson, Helen		27	F	F20-29	29:47.40
37.	1463	Deysach, Ian		50	M	M50-59	29:48.19
38.	1476	Owen, Shy Amelia		9	F	F0-12	29:56.09
39.	1477	Owen, Dale		43	M	M40-49	29:56.12
40.	1442	Kuhn, Fred		66	M	M60-69	29:57.92
41.	535	Fotsch, Felicia		29	F	F20-29	30:59.33
42.	573	Fullerton, Patrick		34	M	M30-39	31:00.48
43.	457	Rodriguez Tomas, Bernardo		23	M	M20-29	31:04.65
44.	552	Bond Edwards, Nicole		32	F	F30-39	31:15.59
45.	855	HEATHERLY, LYNN		53	F	F50-59	31:17.02
























# 2023 Oyster Boogie 5k

## Overall Results

Place	Bib	Name	Nat.	Age	Gender	AG	Time
46.	542	McDuff, Whitney		40	F	F40-49	32:16.58
47.	538	Mobley, Jennifer		39	F	F30-39	32:17.00
48.	1436	Robertshaw, Daniel		26	M	M20-29	32:34.70
49.	520	Smith, Ashley		26	F	F20-29	32:54.78
50.	519	Golden, Frank		78	M	M70-79	32:55.46
51.	541	Wheeler, Alicia		37	F	F30-39	33:01.13
52.	1464	Clyburn, Kristen		30	F	F30-39	33:07.23
53.	523	Pearce, Harper		14	M	M13-19	33:19.02
54.	1466	Pearce, Lee		51	M	M50-59	33:19.27
55.	543	Popham, Jeffrey		66	M	M60-69	33:25.02
56.	1444	Luzny, Paul		13	M	M13-19	33:32.99
57.	529	Morgan, Steel		14	M	M13-19	33:45.50
58.	530	Morgan, Ira		34	M	M30-39	34:28.20
59.	531	Morgan, Abby		30	F	F30-39	34:28.25
60.	854	Richardson, Allie		31	F	F30-39	34:36.50
61.	852	Micua, Kay An Ross		29	F	F20-29	34:38.38
62.	553	Waggoner, Emma		27	F	F20-29	34:38.80
63.	1435	Robertshaw, Emily		24	F	F20-29	34:45.99
64.	1426	Smith, Jennifer		23	F	F20-29	36:06.17
65.	1479	Robinson, Allan		65	M	M60-69	36:09.95
66.	484	Rembert, Lenora		39	F	F30-39	36:31.74
67.	1430	Arnett, Kylie		30	F	F30-39	37:02.54
68.	1429	Arnett, John		30	M	M30-39	37:02.59
69.	539	Ferguson, Melissa		47	F	F40-49	37:03.10
70.	540	Sheehan, Heather		48	F	F40-49	37:03.36
71.	1478	Cunningham, Mary		67	F	F60-69	37:25.25
72.	1452	Connolly, Jana		61	F	F60-69	37:46.16
73.	1451	Connolly, Mike		63	M	M60-69	37:46.37
74.	469	Rembert, Jamar		38	M	M30-39	38:10.84
75.	550	Hutchison, Jonathan		38	M	M30-39	38:12.50
76.	548	Hutchison, Weslie		6	F	F0-12	38:13.13
77.	510	Roberts, Karen		55	F	F50-59	38:51.62
78.	549	Harrison, Melissa		7	F	F0-12	39:16.95
79.	551	Sams, Mallory		36	F	F30-39	39:17.35
80.	1467	Voland, Sally		72	F	F70-79	39:37.16
81.	562	Bradford, Jennifer		32	F	F30-39	39:38.86
82.	1434	Manders, James		52	M	M50-59	39:59.00
83.	518	Golden, Iris		78	F	F70-79	40:03.45
84.	1473	Daponte, Seraphin		64	M	M60-69	40:55.48
85.	568	Williams, Ashleigh		36	F	F30-39	41:00.92
86.	565	Prekop, Susan		54	F	F50-59	41:20.12
87.	564	Prekop, David		57	M	M50-59	41:20.89
88.	1457	Basso, Michelle		50	F	F50-59	41:42.59
89.	544	English, Shannaon		51	F	F50-59	41:55.06
90.	561	Seitz, Patrick		57	M	M50-59	43:03.22
91.	572	Heid, Susan		51	F	F50-59	43:14.26
92.	574	Hollis, Emily		10	F	F0-12	45:19.02

# 2023 Oyster Boogie 5k

## Overall Results

Place	Bib	Name	Nat.	Age	Gender	AG	Time
93.	1470	Veit, Kay		67	F	F60-69	47:57.03
94.	1471	Veit, David		67	M	M60-69	48:00.36
95.	556	Graves, Diana		45	F	F40-49	48:21.90
96.	1450	Nettles, Brite		40	F	F40-49	49:13.08
97.	1480	Buckley, Shelia		62	F	F60-69	49:51.76
98.	1472	Daponte, Celeste		63	F	F60-69	49:58.27
99.	1433	Manders, Hope		57	F	F50-59	50:31.13
100.	1453	Nyman, Elizabeth		61	F	F60-69	51:03.10
101.	1427	Smith, Debbie		60	F	F60-69	51:05.87
102.	1448	Smith, Cara		32	F	F30-39	51:05.87
103.	558	Huddle, Anne		51	F	F50-59	51:15.36
104.	557	Wright, Steve		55	M	M50-59	51:16.09
105.	1481	Buckley, James		67	M	M60-69	51:40.25
106.	563	Nettles, Allie		19	F	F13-19	51:43.39
107.	560	Wilson, Denise		52	F	F50-59	52:14.68
108.	1458	Luzny, Adam		13	M	M13-19	52:50.84
109.	1449	Bannister, Amanda		42	F	F40-49	54:56.84
110.	1439	Littlejohn, Carlie		27	F	F20-29	58:20.68
111.	1441	Sellers, Rebecca		55	F	F50-59	58:20.75
112.	1440	Sellers, Betsy		22	F	F20-29	58:21.41
113.	857	Kiernan, Dan		49	M	M40-49	58:26.06
114.	856	Kiernan, Leah		56	F	F50-59	58:27.48
115.	1483	Pioggia, Kalysta		41	F	F40-49	58:53.09

Number of records: 115