





























































































Womens Wellness 5k

Overall Results

Place	Bib	Name	Nat.	Age	Gender	AG	Time
5k							
1.	611	Awald, Laurel		25	F	F20-29	19:53.99
2.	721	Drafts, Pam		65	F	F60-69	23:31.28
3.	626	Yoder, Angela		36	F	F30-39	24:35.48
4.	729	Trask, Evy		53	F	F50-59	25:41.79
5.	719	Chapman, Jessica		41	F	F40-49	27:00.14
6.	614	Aguirre, Violeta		40	F	F40-49	28:09.40
7.	710	Law, Charlotte		33	F	F30-39	29:11.46
8.	610	Koontz, Kathy		63	F	F60-69	29:22.39
9.	607	Ferguson, Melissa		46	F	F40-49	29:38.79
10.	630	Finneran, Haley		29	F	F20-29	29:53.14
11.	635	Caudill, Alicia		48	F	F40-49	29:55.76
12.	623	Perez, Sonia		60	F	F60-69	30:19.06
13.	609	Campbell, Stephanie		37	F	F30-39	30:39.38
14.	636	Lackman, Janie		51	F	F50-59	31:25.86
15.	606	Dean, Kelly		40	F	F40-49	31:33.92
16.	727	Orsen, Kristen		52	F	F50-59	31:46.74
17.	624	Ford, Cayla		32	F	F30-39	31:48.15
18.	709	Lynch, Kara		37	F	F30-39	31:55.58
19.	715	Sheehan, Heather		47	F	F40-49	34:00.22
20.	720	Cunningham, Mary		66	F	F60-69	35:07.56
21.	723	Tratman, Christine		34	F	F30-39	36:35.29
22.	653	Herbert, Caroline		26	F	F20-29	36:56.66
23.	616	Vilchis, Monica		26	F	F20-29	37:11.08
24.	608	Golden, Iris		77	F	F70+	37:19.04
25.	652	Herbert, Janice		63	F	F60-69	38:17.36
26.	612	Mitchell, Meredith		44	F	F40-49	38:43.91
27.	716	Foster, Rebekah		27	F	F20-29	38:54.41
28.	627	Hyle, Sarah		60	F	F60-69	39:22.54
29.	622	Dickerson, Anne		74	F	F70+	39:41.20
30.	708	Palmour, Mack		63	M		40:15.95
31.	625	Roberson, Cristina		71	F	F70+	40:50.57
32.	714	Frank, Dawn		54	F	F50-59	41:26.01
33.	713	Burke, Sandra		52	F	F50-59	41:26.13
34.	628	Herndon, Heather		58	F	F50-59	42:23.64
35.	704	Stoner, Nancy		59	F	F50-59	43:02.20
36.	702	Andreas, Linda		70	F	F70+	43:27.00
37.	682	Moots, Sharon		57	F	F50-59	43:38.08
38.	683	Coleman, Sandra		57	F	F50-59	43:38.62
39.	641	Counsel, Moriah		6	F	F0-12	43:56.22
40.	615	Aguirre, Leslie		17	F	F13-19	43:57.11
41.	617	Aguirre, Ana		24	F	F20-29	44:42.63
42.	700	Shondel, Ann		66	F	F60-69	46:44.39
43.	620	Goodman, Christine		66	F	F60-69	46:44.90
44.	718	Chapman, Amorette		13	F	F13-19	47:35.90
45.	647	Gault, Tanya		47	F	F40-49	47:57.91




















Womens Wellness 5k

Overall Results

Place	Bib	Name	Nat.	Age	Gender	AG	Time
46.	646	Hubbard-Jacobson, Leslie		59	F	F50-59	47:58.59
47.	687	Kurecki, Linda		61	F	F60-69	48:38.43
48.	694	Maillie, Dawn		64	F	F60-69	48:59.76
49.	669	Mullen, Gail		65	F	F60-69	49:55.78
50.	668	Baldwin, Rebecca (Becky)		72	F	F70+	50:00.09
51.	690	Bergeron, Shelley		64	F	F60-69	50:14.69
52.	688	Carnelli, Deborah		64	F	F60-69	50:15.02
53.	640	Carey, Rhonda		60	F	F60-69	50:26.36
54.	663	Bruce, Carson		45	F	F40-49	50:42.40
55.	681	Reed, Alison		23	F	F20-29	51:38.44
56.	699	Bateholts, Nettie		57	F	F50-59	52:15.72
57.	701	Leverton, Robin		74	F	F70+	52:20.90
58.	726	Malinowsh, Liz		92	F	F70+	53:13.24
59.	725	Kern, Sarah		67	F	F60-69	53:13.87
60.	728	Brown, Nancy		66	F	F60-69	53:14.13
61.	637	Dean, Annabelle		8	F	F0-12	53:19.36
62.	664	Middleton, Frankie		75	F	F70+	53:19.80
63.	643	Peeples, Ava		7	F	F0-12	53:28.19
64.	645	Dean, Erin		57	F	F50-59	53:53.11
65.	633	Cortes, Barbara		48	F	F40-49	54:02.51
66.	634	Morales, Isaac		18	M		54:02.53
67.	698	Gardyne, Jean		60	F	F60-69	54:53.22
68.	680	Reed, Terry		52	F	F50-59	54:53.44
69.	642	Chesney, Kimberly		48	F	F40-49	55:35.13
70.	655	Clark, Constance		60	F	F60-69	56:26.90
71.	654	Drains, Symatha		56	F	F50-59	56:27.00
72.	660	Shapiro, Jane		73	F	F70+	56:58.66
73.	659	Thomas, Barbara		73	F	F70+	56:59.25
74.	673	Thompson, McKinzie		7	F	F0-12	57:09.00
75.	662	Cruz, Autumn		41	F	F40-49	57:20.53
76.	665	Bulatao-Hollifield, Erin		38	F	F30-39	57:20.69
77.	674	Bielski, Kathy		63	F	F60-69	57:21.79
78.	657	Stroppel, Carroll		55	F	F50-59	57:22.03
79.	691	PEEPLS, DIANE		43	F	F40-49	57:33.81
80.	675	Woods, Erica		42	F	F40-49	57:33.98
81.	661	Hennum, Jeannie		56	F	F50-59	57:38.15
82.	672	Harvel, Renee		51	F	F50-59	57:38.43
83.	692	Krehbiel, Robin		60	F	F60-69	57:58.71
84.	722	Adams, Megan		13	F	F13-19	58:13.29
85.	697	Bishop, Denise		65	F	F60-69	58:26.39
86.	666	Iversen, Wendy		64	F	F60-69	58:26.93
87.	621	Bergeron, Hal		58	M		58:39.82
88.	613	Germer, Sally		63	F	F60-69	58:49.83
89.	651	Liput, Sharon		59	F	F50-59	58:56.27
90.	658	Newman, Pam		68	F	F60-69	58:56.30
91.	639	SCUDERI, Connie		75	F	F70+	59:06.96
92.	650	Magwood, Yolanda		46	F	F40-49	1:00:15.40

Womens Wellness 5k

Overall Results

Place	Bib	Name	Nat.	Age	Gender	AG	Time
93.	724	Goehring, Carol		63	F	F60-69	1:00:24.00
94.	711	Cassaro, Paola		69	F	F60-69	1:00:26.72
95.	605	Boyd, Susan		73	F	F70+	1:00:27.17
96.	656	CAFFREY, JANE		62	F	F60-69	1:00:29.30
97.	644	Funk, LaChelle		49	F	F40-49	1:00:35.56
98.	686	Campbell, Victoria		70	F	F70+	1:03:39.52
99.	648	Fennell, Dominique		36	F	F30-39	1:03:39.78
100.	649	Badger, Angel		23	F	F20-29	1:03:41.10
101.	695	Convery, Janet		67	F	F60-69	1:03:43.11
102.	712	Cook, Damaya		42	F	F40-49	1:06:22.93
103.	696	Batson, Dorneisha		40	F	F40-49	1:06:23.38
104.	685	HOLSTLAW, PATRICIA		66	F	F60-69	1:06:24.88
105.	684	Couch, Teri		62	F	F60-69	1:06:25.02
106.	706	Sous, Donna		61	F	F60-69	1:07:10.68
107.	638	Maerz, Alina		52	F	F50-59	1:07:15.72
108.	676	Osentowski, Tricia		58	F	F50-59	1:07:45.83
109.	678	Montgomery, Emma		23	F	F20-29	1:07:55.75
110.	679	Williams, Somchai		58	M		1:07:58.56
111.	677	Montgomery, Maggie		26	F	F20-29	1:07:58.77

Number of records: 111